

# KIR37XE2



Product family	Hood
Hood Type	Decorative island hood
Design	Cylindric
Extraction	Extraction
Electronic control	Yes
Perimeter extraction	Yes
Material	Stainless steel
Type of steel	Brushed
EAN code	8017709346089
Hood width	37 cm



## Aesthetics

Aesthetic	Universale	Serigraphy colour	Black
Colour	Stainless steel	Logo	Embossed
Finishing	Satin		



## Controls

Control setting	Electronic buttons	Led color	White
-----------------	--------------------	-----------	-------

## Program / Functions

No. of speeds	3
Intensive speed	
Other functions	Delay_function

## Technical Features

   			
No. of lights	2	No. of filters	1
Light type	LED	Anti-grease filters	Aluminium
Light Power	1 W	Filter replacement indicator	Yes
Dimmer mode	Yes	Vent outlet	150 mm
Light color temperature scale (°K)	4000 °K	Minimum distance from GAS hob	550 mm

Free outlet maximum capacity	720 m <sup>3</sup> /h	Minimum distance from ELECTRIC hob	550 mm
Motor power	250 W		

	Extraction rate IEC 61591 [m <sup>3</sup> /h]	Noise level IEC 60704-2-13 [dBA]
Speed 1	280	48
Speed 2	400	56
Speed 3	570	65
Intensive speed	700	69

## Accessories Included

Tube reduction	Yes
----------------	-----

## Performance / Energy Label



Annual Efficiency Consumption (AEC <sub>hood</sub> )	54 kWh/a	Airborne acoustical A-weighted sound Power Emission at maximum speed (SPE <sub>max</sub> )	65 dBA
Energy efficiency class (EEC)	A	Airbourne acoustical A-weighted sound power emission at boost speed (SPE <sub>boost</sub> )	69 dBA
Fluid Dynamic Efficiency (FDE)	29,6	Power Consumption in Off mode (P <sub>o</sub> )	0,49 W
Fluid Dynamic Efficiency class (FDEC)	A	Time increase factor (F)	0,9
Lighting Efficiency (LE)	114 lux/W	Energy Efficiency Index	51,9
Lighting Efficiency Class (LEC)	A	Measured air flow rate at best efficiency point (Q <sub>bep</sub> )	380 m <sup>3</sup> /h
Grease Filtering Efficiency (GFE)	85,1 %	Measured air pressure at best efficiency point (P <sub>bep</sub> )	448 Pa
Grease Filtering Efficiency Class (GFEC)	B	Measured electric power input at best efficiency point (W <sub>bep</sub> )	160 W
Air flow at minumum speed (Q <sub>min</sub> )	280 m <sup>3</sup> /h	Nominal Power consumption of the light system (WL)	2.2 W
Air flow at maximum speed (Q <sub>max</sub> )	570 m <sup>3</sup> /h	Average illumination of the light on the cooking surface (E <sub>middle</sub> )	250 lux
Air flow at boost speed (Q <sub>boost</sub> )	700 m <sup>3</sup> /h	Sound power level at highest setting (L <sub>wa</sub> )	65 dBA
Airbourne acouistical A-weighted sound Power Emission at minimum speed (SPE <sub>min</sub> )	48 dBA		

## Electrical Connection

Electrical connection rating 252 W  
Voltage 220-240 V

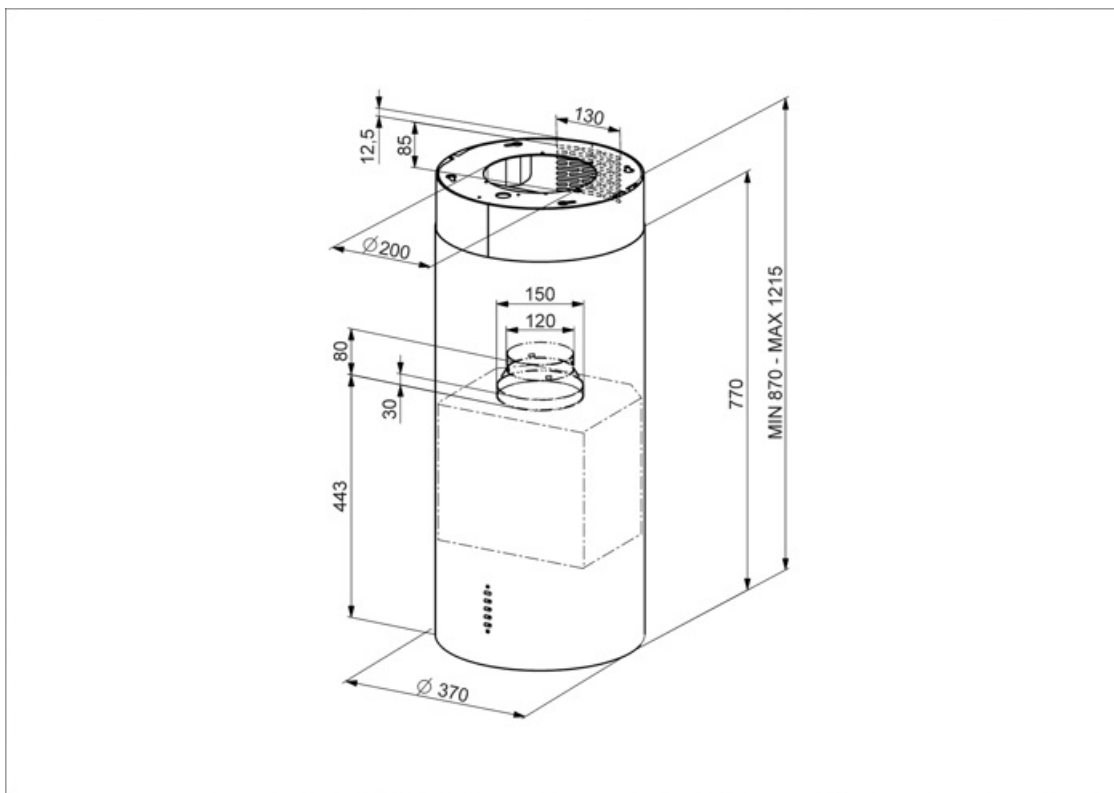
Frequency (Hz) 50-60 Hz  
Power supply cable length 1500 mm

## Also available

Alternative colours available Black

## Optional accessories

### Charcoal filter



---

## Not included accessories

---



**KITFC161**








Charcoal filters Kit 2 pieces



**KITVENT150**

Imbocco motore 150 mm con valvola di non ritorno

## Symbols glossary

- |  |  |   |   |
|--|--|---|---|
|  | A: Product drying performance, measured from A+++ to D / G depending on the product family |  | Filters: Model has filters to help remove grease from the steam emanating from the pans during cooking.       |
|  | Warning light(s): to advise when filters need changing.                                    |  | Lights: All cooker hoods feature lights to illuminate the cooking area or add to the ambience of the kitchen. |
|  | Perimeter extraction panels: very efficient and aid noise reduction.                       |  | Intensive/turbo setting: when extra fast extraction is required.  |
|  | ...  |   |   |