

**Series 6, built-in freezer, 177.2 x 55.8 cm, soft close flat hinge
GIN81AC30A**



The NoFrost freezer with electronic temperature control: set the target temperature precisely and easily.

- **VarioZone:** more flexibility due to variable-use glass shelves and drawers in the freezer compartment
- **NoFrost:** Prevents ice from forming, thus saving you time and effort from defrosting

Technical Data

Thermometer freeze section : Digital

Light : No

Product category : Upright freezer

Built-in / Free-standing : Built-in

Door panel options : Not possible

Frost free system : Fridge and freezer

Height of the product : 1772 mm

Width of the appliance : 558 mm

Depth of the product : 545 mm

Dimensions of the packed product (HxWxD) : 1840 x 640 x 610 mm

Net weight : 64.8 kg

Gross weight : 70.0 kg

Connection Rating : 120 W

Fuse protection : 10 A

Frequency : 50 Hz

Length electrical supply cord : 230 cm

Annual energy consumption AU : 260 kWh

Door hinge : Left reversible

Storage Period in Event of Power Failure (h) : 22 h

Warning signal / malfunction : visual and audible

Lockable door : No

Number of drawers/baskets (Stck) : 5

Number of freezing flaps (Stck) : 2

EAN code : 4242005210657

Brand : Bosch

Product name / Commercial code : GIN81AC30A

Product category : Upright freezer

Energy efficiency rating : A++

Annual energy consumption AU : 260 kWh

Freezer Net capacity : 221 l

Freezing capacity) : 20 kg/24h

Climate class : SN-T

Noise level : 36 dB(A) re 1 pW

Installation typology : Fully-integrated

Included accessories : 2 x cold accumulator, 1 x ice cube tray



4 242005 210657

**Series 6, built-in freezer, 177.2 x 55.8 cm,
soft close flat hinge
GIN81AC30A**

**The NoFrost freezer with electronic
temperature control: set the target
temperature precisely and easily.**

Comfort

- Gross Capacity: 235 litres
- Freezer gross capacity: 235 litres
- Multi-airflow system - Minimises fluctuating temperatures by ensuring optimal and uniform air circulation in the fridge

Refrigerator Type & Volume

-
- Built-in upright-freezer (> 90 cm height)
 - Door left hinged, Reversible door hinge

Performance & Consumption

- 3 Star Energy Rating, 260 kWh energy consumption per year
- Net capacity: 221 litres
- Noise level: 36 dB(A)

Convenience & Safety

- FrostFree - never again defrosting!
- Left hinged door, not reversible
- Electronic temperature control with independent controls for fridge and freezer
- 7 segment electronic control
- superFreeze function - Automatically brings down the temperature of the freezer to cool new items rapidly
- Constant temperature by intelligent sensor technology
- Acoustic Warning System, Optical Warning System by Temperature increase

Freezer Section

- Freezer Capacity: 235 litres
- Freezing capacity: 20 kg in 24 hours
- Storage time in power failure: 22 h
- 2 hinged freezer compartments with transparent front
- 5 transparent freezer drawers, incl. 2 Big Box

Technical Information

- Reversible door hinge
- Connected load: 120 W
- Voltage 220 - 240 V

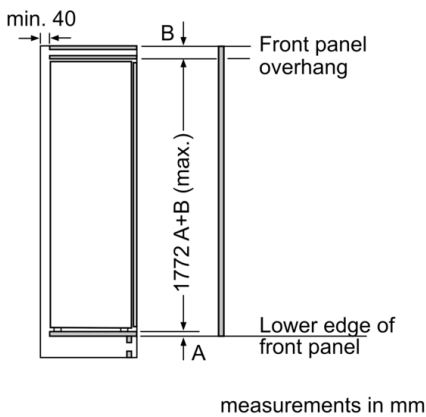
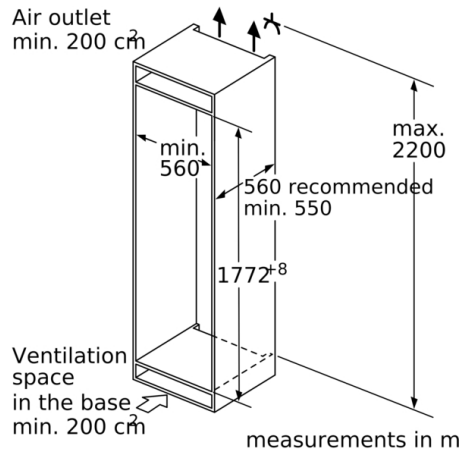
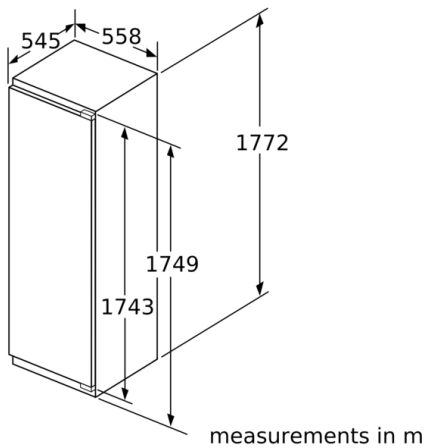
Dimensions

- Cut-out Dimension (H x W x D): 1775 mm x 560 mm x 550 mm
- Dimensions (H x W x D): 1772 mm x 558 mm x 545 mm

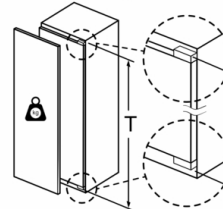
Accessories

- 2 x cold accumulator, 1 x ice cube tray

**Series 6, built-in freezer, 177.2 x 55.8 cm,
soft close flat hinge
GIN81AC30A**



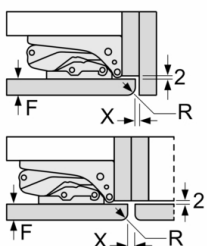
Maximal permissible weight of the unit fronts



Fitted kitchen unit doors that exceed the permissible weight may cause damage and result in functional impairment of the hinges.

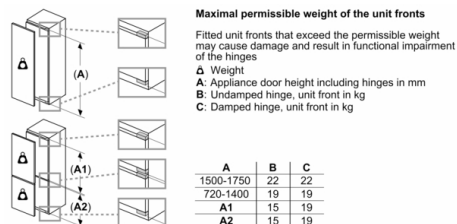
T: Includes height of appliance door	undamped hinge, Door in kg:	damped hinge, Door in kg:
Hinges in mm: 1500-1750	22	22

**measurements in mm
Recommended gap dimensions for flat hinges**



F	R	X
16-19	0-3	2.5
20	0-1	3
	2-3	2.5
21	0-1	3
	2-3	2.5
22	0	4
	1	3.5
	2-3	3

The gap dimensions recommended in the table must be adhered to in order to ensure that appliance doors do not collide with anything when they are opened, and to avoid causing damage to kitchen units.



**Series 6, built-in freezer, 177.2 x 55.8 cm,
soft close flat hinge
GIN81AC30A**

