



HYDROTAP G5 BA CLASSIC PLUS BRUSHED ROSE GOLD



BOILING

AMBIENT

FILTERED

Order Code H55785Z05AU

Zip HydroTap Classic Plus Boiling, Ambient Filtered water features simple, intuitive controls including continuous flow to fill bottles, Boiling water safety lock, and SteriTouch® antimicrobial protection impregnated within the new Classic Plus touch-pad for enhanced hygiene. The water system features a single under bench command centre including full colour interactive touch screen display with pin code protection and customisable settings including 2 boiling water safety modes, 3 energy saving modes including ON/OFF timers and sensor activated 'sleep when it's dark', SteriTouch® antimicrobial protection impregnated into key water paths for enhanced hygiene, and 0.2 micron water filtration.



Manufacturing Code	H55785Z05AU
Capacity	Residential

Tap	Zip HydroTap CLASSIC PLUS Tap (Brushed Rose Gold)
Water Pressure	Min 170kPa - Max 700kPa
Water Connection	1/2" BSP (G1/2)
Water Supply Requirements	Cold
Water Valves	Integrated 500kPa Pressure limiting valve and Dual Check Valve
Power Rating	1.35kW 220-240V 50Hz
Power Supply	1 x 10 Amp socket outlet
Dimensions	W280mm x D313mm x H333mm

Product Approvals

WaterMark, RCM

Warranty

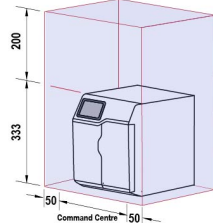
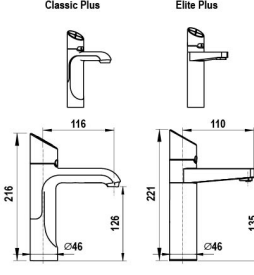
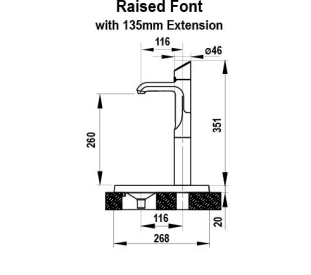
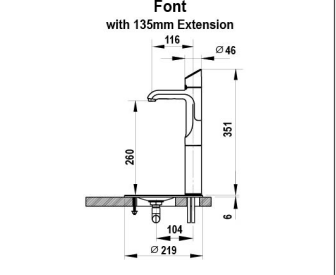




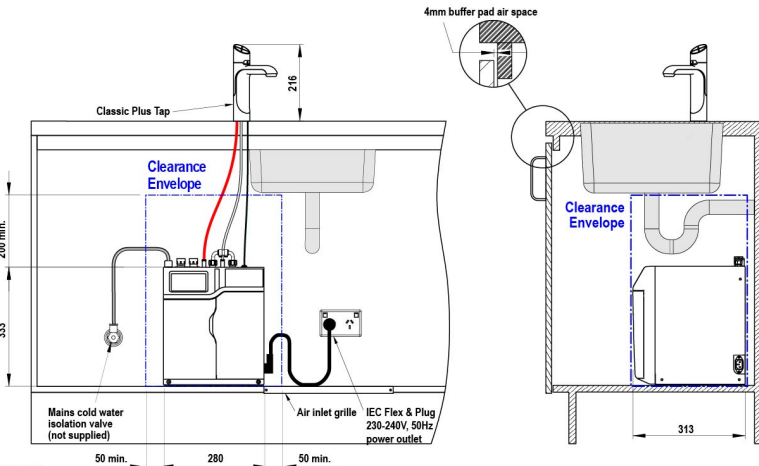
5 years (appliance warranty 36 months plus additional 24 months tank warranty)

Installation Requirements

'1. Installation and connection of your Zip HydroTap must be carried out by a qualified person, observing national and local regulations. 2. You will require suitable mains electrical and drinking water connections, plus waste water drainage all within 1.5 metres of the product. 3. HydroTap is air-cooled so discrete cabinetry cut-outs are required for ventilation. 4. Installation on most bench tops is straightforward however some stone bench tops may require a specialised cutting service. 5. If you live in a hard water area, we recommend installation of a Zip scale filtration kit. 6. Installation by Zip Professional Service can be arranged with a phone call or through www.zipwater.com'

Installation Detail

BKL2 HydroTap G5 v1.00 02.21. B, BA

Ventilation requirements <small>Contact your local service provider if ventilation is not suitable</small>	HydroTap Tap options	Font options	
<p>Clearance envelope Position the Tap and the Command Centre as close together as possible.</p> 	<p>HydroTap Tap options</p> <p>Classic Plus Elite Plus</p> 	<p>Raised Font with 135mm Extension</p> 	<p>Font with 135mm Extension</p> 
<p>Air outlet louvre (if required) Cut-out in door/wall, towards the top of the cabinet.</p>  <p>Air inlet cut-out (required) Cut-out in cabinet floor.</p> 	<p>Tap Positioning Position the Tap to dispense into the sink, allowing clearance for a cup or teapot. Alternatively, mount the HydroTap Tap on a Font (available as an accessory).</p> <p>35mm hole for HydroTap Tap</p> 	<p>Cutting detail</p> 	
<p>4mm buffer pad air space</p>  <p>SCALE 1:5 ALL DIMENSIONS IN MM UNLESS OTHERWISE SPECIFIED. INSTALLATION DIAGRAMS ARE FOR ILLUSTRATIVE PURPOSES ONLY. HOSES ARE NOT SHOWN TO SCALE AND CANNOT BE LENGTHENED.</p>			

**HydroTap G5
B Home, BA Home**

shown with "Classic Plus" Tap