



Refrigeration





ME Fridge **Finder**

Want to see how these fridges will look in your kitchen?





Freshness that brings food to life

Mitsubishi Electric has been an integral part of Australian kitchens for more than 30 years, providing high-quality, innovative appliances that serve as fixtures in this important space.

We pride ourselves on understanding the Australian household and delivering products tailored to meet their needs.

MITSUBISHI ELECTRIC

#AlifemoreElectric

Designed specifically for those that care about preserving the quality and freshness of all kinds of food.



Refrigeration Range



Multi Drawer

WX Series

700 Litres

470 Litres



French Door

LX Series

564 Litres

L4 Glass Series

635 Litres

580 Litres



Bottom Mount

HGS Glass Series

421 Litres

HS Steel Series

421 Litres

CGX Glass Series

450 Litres

CX Steel Series

450 Litres



Top Mount

ER Series

505 Litres

458 Litres



Upright Freezer

U Series

218 Litres

WX Series

MULTI DRAWER

PREMIUM DESIGN THAT SAVES ON SPACE & ENERGY.



4.0 Star Energy Rating

The higher the energy rating, the lower the power consumption costs will be over time.



Premium Quality and Design

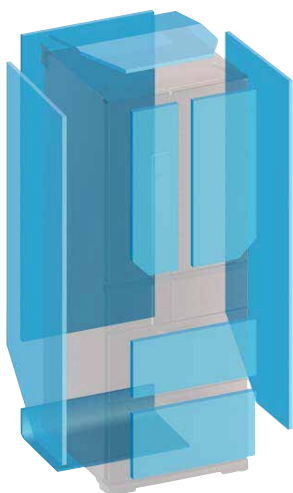
Unique LED Touch Screen panel and luxury glass door finish to complement most modern kitchens.



10 Year Compressor Warranty

Mitsubishi Electric Inverter refrigerators are backed by a comprehensive 5 year parts and labour warranty and a 10 year parts warranty on the Inverter compressor.

Refer to page 24 for details.



Smart Cube/VIP

Thanks to Vacuum Insulation Panel Technology, the WX series allow for maximising food storage space while maintaining a slim, sleek profile.

WX Series

MULTI DRAWER

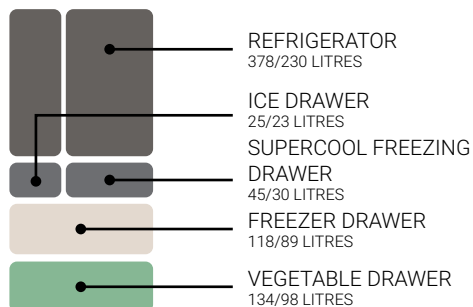


The unique Vacuum Insulation Panel (VIP) and Smart Cube technologies help maximise the WX Series capacity without enlarging its dimensions. The luxury glass door finish completes the modern design. The MR-WX700C features a 4.0 Star Energy Rating, which will assist in reducing power consumption costs over time.

Available in 700 and 470 litres catering for various kitchen sizes. The MR-WX470F is designed with a reduced height and width, to easily fit into a compact fridge cavity of 660mm width.

TOTAL USABLE CAPACITY

700/470 LITRES



Dimensions

MR-WX700C

H 1821 x W 800 x D 748mm

MR-WX470F

H 1696 x W 650 x D 709mm



Dark Mahogany*



Diamond White



Argent Silver

*MR-WX700C only

MR-WX700C / MR-WX470F FEATURES

- » Multi Airflow System
- » Power Save Mode
- » Temperature Sensors
- » Smooth Case Roller
- » 2 Adjustable Feet
- » Separable Shelf (MR-WX700C)
- » Two-Way Flexi Glass Shelf
- » Inverter Technology
- » Quick Ice Making
- » Sliding Top Tray
- » Washable Water Supply Parts
- » Supercool Chilling Case
- » Multi Temperature Setting
- » ECO Mode
- » Humidity Control
- » Aluminium Tray
- » Adjustable Door Pockets
- » Super Quiet Operation (15dBA)
- » External Touch Control Panel
- » Clean Tray (MR-WX700C)



Supercool Chilling Case

The Supercool chilling function is ideal for storing meat, fish, or other perishable food without freezing it. This provides the convenience of food ready to cook without the need to defrost it.



Vegetable Drawer

VitaLED lighting system slows down the wilting process, keeping fruit and vegetables crisper and fresher for longer. The vegetable drawer features a tray at the top which is ideal for storage and organisation of smaller items.



Clean Tray

The Clean Tray was designed to keep the vegetable drawer clean with an anti-bacterial hybrid nano coating. This Clean Tray prevents dirt from sticking to the tray and is removable for easy cleaning.

(MR-WX700C)



Automatic Ice Maker

There is no need for a separate plumbing connection. The removable water tank can be filled with water and all the parts are completely washable.



MR-WX700C-S

Supercool Freezing Drawer

The Supercool Freezing Drawer offers functionality in preserving food quality without losing moisture and taste. It has two main modes, Supercool Freezing and Hot Freezing.



Hot Freezing*

The LED Sensor is designed to detect hot food and adjust the cold air flow directly onto the hot food. This saves time while also preserving the quality and freshness of the food.



Soft Freezing*

Soft Freezing allows food to be frozen for up to three weeks in a 'soft' state. This means meat can be easily cut without thawing.



Supercool Freezing*

Ensures food is frozen evenly, minimising cell destruction, preserving its freshness, texture and locking in maximum flavour.

*Please note these modes must be manually set in order to function.



Refer to page 30¹¹

LX Series

FRENCH DOOR

The first thing you notice about the LX Series is its striking looks with toughened glass front panels, presenting a luxurious finish. French doors open up to reveal spacious wide shelving.

The French Door design delivers a wide internal space, perfect for large platters and ensuring maximum storage capacity.





LX Series

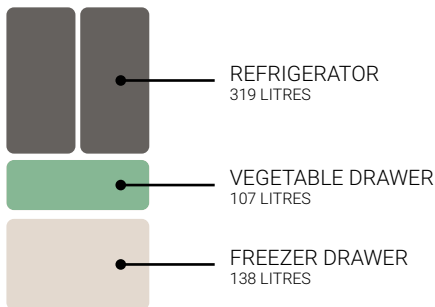
FRENCH DOOR



Convenient features include separate vegetable and freezer drawers, an automatic ice maker that doesn't require plumbing and a Supercool chilling case for storing items at about -3°C to 0°C without freezing it.

TOTAL USABLE CAPACITY

564 LITRES



Dimensions

MR-LX564ER

H 1798 x W 900 x D 735mm



MR-LX564ER FEATURES

- » 4.0 Energy Rating
- » Inverter Technology
- » R600A Refrigerant
- » Multi Airflow System
- » Tempered Glass Shelves
- » Water Tank
- » Adjustable Pocket
- » Wide Chilling Case (Upper case)
- » VitaLED
- » Smooth Case Roller
- » Rapid Cooling
- » Eco Mode
- » Power Saving Mode
- » Glass Door
- » Large Capacity
- » Automatic Ice Maker
- » Door Alarm
- » Egg Shelf



MR-LX564ER-GDS



MR-LX564ER-GBK



Supercool Chilling Case

The Supercool chilling function is ideal for storing meat, fish, or other perishable food without freezing it. This provides the convenience of food ready to cook without the need to defrost it.



Vegetable Drawer

A large drawer with a divider in between to store fruit and vegetables. A full-width tray at the top is ideal for storage and organisation of smaller and delicate items such as punnets of fruit.



Automatic Ice Maker

There is no need for a separate plumbing connection. The removable water tank can be filled with water and the Ice Maker is ready to go!



Endless Intuitive Features


A unique LED control panel lights up with just a touch to provide access to all the settings.



Refer to page 30¹¹

L4 Glass Series

FRENCH DOOR



Easy to use LED Touch Panel features three smart operation modes so that the refrigerator can perform optimally, in line with the user's needs.





L4 Glass Series

FRENCH DOOR

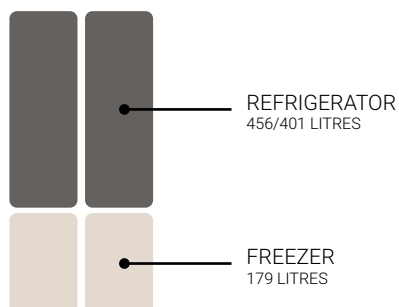


The new L4 Glass Series is designed for larger living and now features an Automatic Ice Maker that doesn't require plumbing connection. The toughened glass front panels present a luxurious finish.

The L4 Mini Glass (580L) is designed with a reduced height, to easily fit into a French Door cavity with overhead cupboards. The easy-to-use LED Touch Panel features three smart operation modes so that the refrigerator can perform optimally, in line with the user's needs.

TOTAL USABLE CAPACITY

635/580 LITRES



Dimensions

MR-LA635ER

H 1818 x W 950 x D 769mm

MR-LA580ER

H 1698 x W 950 x D 769mm



MR-LA635ER / MR-LA580ER FEATURES

- » 4.0 Star Energy Rating
- » Frost Free
- » Utility Case
- » Automatic Ice Maker
- » Quiet Operation
- » Inverter Technology
- » VitaLED in Vegetable Crisper
- » 2 Adjustable Feet
- » 4 Castors
- » Child Lock
- » Capsule Door Pocket
- » Eco Mode
- » Adjustable Door Pockets
- » Rapid Cooling
- » Tempered Glass Shelves
- » R600a Refrigerant
- » Freezing Cases (3 sizes)
- » Egg Shelf
- » Door Alarm



MR-LA635ER-GBK



MR-LA580ER-GSL

Designed for larger living

Providing more usable space for items such as bulky groceries and platters.



Automatic Ice Maker

There is no need for a separate plumbing connection. The removable water tank can be filled with water and all the parts are completely washable.



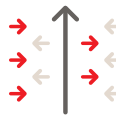
Vegetable Crisper

Designed to store fruit and vegetables. Some require more humidity than others, that is why the humidity controls will help to regulate the amount of moisture in the crisper.



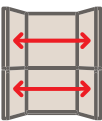
Touch Control Panel

Featuring three smart operation modes - including Eco Mode, an energy saving setting which automatically adjusts the temperature, and Rapid Cool or Freeze which cools quickly to preserve the freshness of food.



Multi Airflow System

With 6 different temperature points in the fridge, this technology efficiently cools all food, even in hard-to-cool places such as filled door pockets.



Large Capacity

The French Door design delivers a wide internal space, perfect for large platters and maximising storage capacity.



Large Bottle Pockets

The smart big bottle door pocket is designed for convenient storage and retrieval of large and small bottles.



Glass Door Finish

Toughened glass front panels present a luxurious finish that are easy to keep clean.



Refer to page 30¹¹

HGS Glass Series

BOTTOM MOUNT

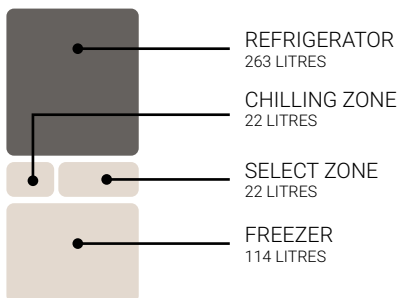


Combining style and functionality for the modern home, the HGS Glass Series bottom mount fridge has a unique 50:50 door design which is more aligned with standard Australian kitchen benchtops.

It features a sleek glass front door, a customisable zone for soft freezing or chilling, an automatic ice maker, and a Freshbox with VitaLED.

TOTAL VOLUME

421 LITRES



Dimensions

MR-HGS421EX

H 1720 x W 699 x D 720mm



Brilliant
Black



Glacier
White

MR-HGS421EX FEATURES

- » Select Zone
- » Soft Freezing
- » Chilling Case
- » Automatic Ice Maker
- » Blue LED Catalyst Deodoriser
- » 4.0 Star Energy Rating
- » Inverter Technology
- » Glass Door Finish
- » Fresh Box VitaLED
- » Freezer Cases
- » External LED Control
- » Door Alarm
- » Tempered Glass Shelf
- » Egg Case
- » Adjustable Feet



MR-HGS421EX-GBK



MR-HGS421EX-GWH



50:50 Door Design

A premium look for a modern kitchen - the 50:50 design integrates into most existing cabinets and may align with standard kitchen benchtops (900mm).



Automatic Ice Maker

There is no need for a separate plumbing connection.

The removable water tank can be filled with water and the Ice Maker is ready to go!



Fresh Box VitaLED

Avoid food wastage and properly store your produce with the VitaLED - it slows down the wilting process, keeping your fruits and vegetables crisp and fresher for longer.



Blue Catalyst Deodoriser

A fridge that smells clean and fresh! The Blue Catalyst Deodoriser has an inorganic antibacterial which helps reduce any odours.



Select Zone

Features two main modes: Soft Freezing and Chilling, with 4 temperature settings, ranging from approximately -9°C to 0°C.

Customise the temperature based on your needs - chilling is ideal for storing foods like sausages, deli meats and cheese, and Soft Freezing keeps food 'softly' frozen.



Soft Freezing

Available in the Select Zone, soft freezing allows food to be frozen for up to three weeks in a 'soft' state at about -7° C. This means food, like meat, soup, and sauces, can be more easily cut, divided or scooped without thawing.



Refer to page 30¹¹

HS Steel Series

BOTTOM MOUNT

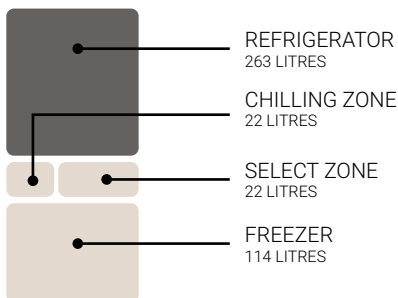


Crafted to blend style and utility in contemporary households, the HS Steel Series bottom mount fridge has a distinctive 50:50 door design which is more aligned with standard Australian kitchen benchtops.

Featuring a customisable zone for soft freezing or chilling, an automatic ice maker, and a Freshbox with VitaLED, it combines convenience and sophistication for the modern home.

TOTAL VOLUME

421 LITRES



Dimensions

MR-HS421EX

H 1720 x W 699 x D 720mm

 Sterling
Dark Silver

 Sterling
Silver

MR-HS421EX FEATURES

- » Select Zone
- » Soft Freezing
- » Chilling Case
- » Automatic Ice Maker
- » Blue LED Catalyst Deodoriser
- » 4.0 Star Energy Rating
- » Inverter Technology
- » Fresh Box VitaLED
- » Freezer Cases
- » External LED Control
- » Door Alarm
- » Tempered Glass Shelf
- » Egg Case
- » Adjustable Feet



MR-HS421EX-SDS



MR-HS421EX-SS



50:50 Door Design

A premium look for a modern kitchen - the 50:50 design integrates into most existing cabinets and aligns with standard kitchen benchtops (900mm).



Automatic Ice Maker

There is no need for a separate plumbing connection.

The removable water tank can be filled with water and the Ice Maker is ready to go!



Fresh Box VitaLED

Avoid food wastage and properly store your produce with the VitaLED - it slows down the wilting process, keeping your fruits and vegetables crisp and fresher for longer.



Blue Catalyst Deodoriser

A fridge that smells clean and fresh! The Blue Catalyst Deodoriser has an inorganic antibacterial which helps reduce any odours.



Select Zone

Features two main modes: Soft Freezing and Chilling, with 4 temperature settings, ranging from approximately -9°C to 0°C.

Customise the temperature based on your needs - chilling is ideal for storing foods like sausages, deli meats and cheese, and Soft Freezing keeps food 'softly' frozen.



Soft Freezing

Available in the Select Zone, soft freezing allows food to be frozen for up to three weeks in a 'soft' state at about -7° C. This means food, like meat, soup, and sauces, can be more easily cut, divided or scooped without thawing.



Refer to page 30¹¹

CGX Glass Series

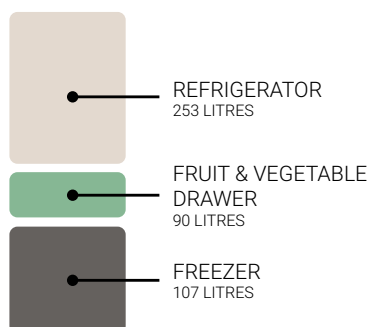
BOTTOM MOUNT



The CGX Glass Series bottom mount fridge is the ultimate in innovation with its unique 3 door design and glass front door. It is designed with a reduced width, perfect for smaller fridge cavity space, and features a vegetable drawer, an automatic ice maker, a supercool chilling case, and a convenient freezer drawer.

TOTAL USABLE CAPACITY

450 LITRES



Dimensions

MR-CGX450ER

H 1798 x W 699 x D 709mm



Brilliant
Black



Glacier
White

MR-CGX450ER FEATURES

- » Small Item Pocket
- » Tempered Glass Shelf
- » Fruit & Vegetable Drawer
- » Freezer Drawer
- » Adjustable Feet
- » 4.0 Star Energy Rating
- » R600a Refrigerant
- » Inverter Technology
- » Glass Door Finish
- » Automatic Ice Maker
- » Door Alarm
- » VitaLED
- » Egg Case



MR-CGX450ER-GBK



MR-CGX450ER-GWH



Vegetable Drawer with VitaLED

Designed to maximise the freshness of produce. The drawer features a higher humidity than the main refrigerator compartment and is ideal for storing and keeping fruit and vegetables crisper and fresher for longer.



Supercool Chilling Case

The Supercool chilling function is ideal for storing meat, fish or other perishable food without freezing it. This provides the convenience of food ready to cook without the need to defrost it.



Automatic Ice Maker

There is no need for a separate plumbing connection. The removable water tank can be filled with water and the Ice Maker is ready to go!



2-Way Flexi Glass Shelf

Make the Tempered Glass shelf deeper or push it in for more space. It is ideal for storing taller items such as a salad or dessert bowl.



Glass Door Finish

Toughened glass front panels present a luxurious, striking finish and are easy to keep clean.



Refer to page 30¹¹

CX Steel Series

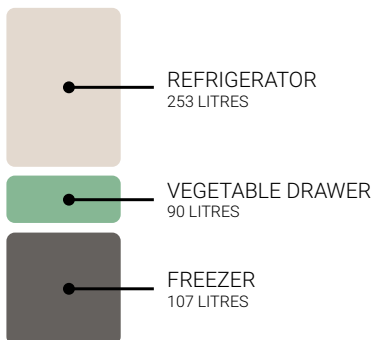
BOTTOM MOUNT



Perfect for apartment living, the CX Series bottom mount fridge is the ultimate in innovation with its unique 3 door design. Featuring a vegetable humidity drawer, automatic ice maker that doesn't require plumbing, a supercool chilling case and convenient freezer drawer. Available in two colours to suit your decor.

TOTAL USABLE CAPACITY

450 LITRES



Dimensions

MR-CX450ER

H 1798 x W 699 x D 709mm



MR-CGX450ER FEATURES

- » Small Item Pocket
- » 2-Way Flexi Glass Shelf
- » Tempered Glass Shelf
- » Fruit & Vegetable Drawer
- » Freezer Drawer
- » Adjustable Feet
- » R600a Refrigerant
- » Inverter Technology
- » 4.0 Star Energy Rating
- » Automatic Ice Maker
- » Door Alarm
- » VitaLED
- » Egg Case



MR-CX450ER-BST



MR-CX450ER-ST



Vegetable Drawer with VitaLED

The drawer features higher humidity than the main refrigerator compartment and is ideal for storing and keeping fruit and vegetables crisper and fresher for longer.



Automatic Ice Maker

There is no need for a separate plumbing connection. The removable water tank can be filled with water and the Ice Maker is ready to go!



Freezer Drawer

It is roomy enough to fit bulky items such as ice cream tubs, loaves of bread and frozen vegetables.



2-Way Flexi Glass Shelf

Make the Tempered Glass shelf deeper or push it in for more space. It is ideal for storing taller items such as a salad or dessert bowl.



Supercool Chilling Case

The Supercool Chilling function is ideal for storing meat, fish or other perishable food without freezing it. This provides the convenience of food ready to cook without the need to defrost it.



Refer to page 30¹¹

ER Series

TOP MOUNT



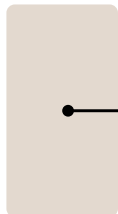
The ER Series now features 4.5 Star Energy Rating and with its sleek integrated handle design gives your kitchen a clean, contemporary look that will complement your decor.

TOTAL USABLE CAPACITY

505/458 LITRES



FREEZER
148 LITRES



REFRIGERATOR
357/310 LITRES

Dimensions

MR-505ER

H 1777 x W 751 x D 795mm

MR-458ER

H 1654 x W 751 x D 795mm



Shiny
Black



Stainless
Steel



White

MR-505ER / MR-458ER FEATURES

- » Tempered Glass Shelves
- » 2-Way Flexi Glass Shelf
- » Frost Free
- » Triple Twist Ice Tray
- » Bottle pockets & Stopper
- » Adjustable Feet
- » Sliding Case
- » 4 Rollers
- » 4.5 Star Energy Rating
- » Multi Airflow System
- » R600a Refrigerant
- » Door Alarm
- » Egg Case



MR-458ER-W



MR-505ER-SB



Door Alarm

The refrigerator and freezer compartments have separate door alarms which sound when open for over a minute.



2-Way Flexi Glass Shelf

Make the Tempered Glass shelf deeper or push it in for more space. It is ideal for storing taller items such as a salad or dessert bowl.



Sliding Case

Equipped with a smooth-sliding roller, the Sliding Chilled Case allows for easy access. Great for storing dairy products, fresh fish or meat and chilling drinks.



Tempered Glass Shelves

The Tempered Glass Shelves are easy to clean and built to withstand up to 100 kilograms of weight.



LED Light

The LED light will illuminate your refrigerator while being energy efficient.



Refer to page 30¹¹

U Series

UPRIGHT FREEZER



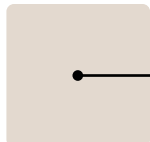
The new vertical freezer from Mitsubishi Electric is the next step in home organisation and food storage. Featuring a two-door design, as well as built-in door handles, the MF-U218ET was made to maximise space at home - whether kept in the garage, the laundry, or a butler's pantry.

TOTAL VOLUME

218 LITRES



UPPER FREEZER
116 LITRES



LOWER FREEZER
102 LITRES

Dimensions

MF-U218ET

H 1496 x W 542 x D 650mm



White

MF-U218ET FEATURES

- » Fast Freezing Aluminium Tray
- » Rapid Freeze
- » Frost free
- » Adjustable Glass Shelf
- » Tempered Glass Shelf
- » LED Light for upper & lower freezers
- » Freezer cases
- » Inverter Technology
- » 3.5 Star Energy Rating
- » Fan Cooling system
- » Door Alarm
- » Adjustable Foot
- » Rear castors
- » R600a Refrigerant



MF-U218ET-W



Two-Door Design

Helps reduce the loss of cold airflow when opening each door, resulting in a better cooling efficiency.

Better for organisation - the upper freezer section can be used for everyday food, including ready meals, while the lower section for long term storage (like frozen vegetables).



Built-In Door Handles

Say goodbye to handles protruding from the surface and hello to a sleek and streamlined design. This helps save even more space, especially in smaller areas where every millimetre counts. Get the most out of your space with this smart and functional feature.



Rapid Freeze

To freeze items quickly, simply press the "Rapid Freeze" button to activate the fast-freeze cycle. The movable Aluminium tray helps to cool down and freeze items even faster.



Dual LED Light

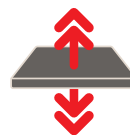
The LED lights will illuminate when opening the upper or lower door - which can help visibility in darker spaces.



Compact Dimensions

Designed with smaller spaces in mind including small kitchens, butler pantries, garages and laundries.

Large capacity despite its compact and slim dimensions.



Adjustable Glass Shelf

The bottom tempered glass shelf can be moved up and down, making it ideal for accommodating taller items. Upgrade your storage space with this easy-to-use feature.



Refer to page 30¹¹

SPECIFICATIONS

		FRENCH DOOR				
		WX Series		LX Series	L4 Series	
MODEL		MR-WX700C	MR-WX470F	MR-LX564ER	MR-LA635ER	MR-LA580ER
Volume* (Litres)	TOTAL	700	470	564	635	580
	Refrigerator Compartment	378	230	319	456	401
	Freezer Compartment	118	89	138	179	179
	Ice Making Compartment	25	23	–	–	–
	Supercool Freezing Compartment	45	30	–	–	–
	Vegetable Compartment	134	98	107	–	–
Dimensions (mm)	Width	800	650	900	950	950
	Height	1821	1696	1798	1818	1698
	Depth	738	699	735	769	769
	Depth with Leg Cover	748	709	735	769	769
Clearance Dimensions (mm)	Top	50	25	100	100	100
	Left	5	5	30	30	30
	Right	5	5	30	30	30
	Back	–	–	50	60	60
Energy Efficiency						
Energy Star Rating*		4.0	4.0	4.0	4.0	4.0
Energy Consumption (kWh/year)*		425	340	385	441	423
Inverter Compressor		•	•	•	•	•
Refrigerant Type		R600a	R600a	R600a	R600a	R600a
Door Finish						
Colour		Argent Silver	Argent Silver	Argent Silver	Argent Silver	Argent Silver
		–	–	Dark Silver	Dark Silver	Dark Silver
		Dark Mahogany	–	Brilliant Black	Brilliant Black	Brilliant Black
		Diamond White	Diamond White	Glacier White	Glacier White	Glacier White
Glass Front Door		•	•	•	•	•
Refrigerator Compartment						
Cooling System		MULTI AIRFLOW				
Wide Chilled Case (Upper Case)		•	•	•	–	–
Supercool Chilling Case / Chilled Case (Lower Case)		•	•	•	–	–
Vegetable Case with VitaLED		–	–	–	•	•
Vegetable Case with Humidity Control		–	–	–	•	•
Tempered Glass Shelves		•	•	•	•	•
Separable Shelf (Middle Shelf)		•	–	–	–	–
Two-Way Flexi Shelf (Middle Shelf)		•	•	–	–	–
Utility Case		–	–	–	2	2
Water Tank Capacity for Auto Ice Maker (L)		1.2	1.2	1.1	1.0	1.0
Bottle Pocket (Large)		1	1	2	1	1
Bottle Pocket (Small)		1	1	–	1	1
Adjustable Pocket (Large)		2	2	2	1	–
Adjustable Pocket (Small)		2	2	2	1	1
Egg Tray		1	1	1	1	1
Egg Shelf		1	1	–	–	–
LED Light		•	•	•	•	•
Door Alarm		•	•	•	•	•

• Standard feature

*Tested in accordance with AS/NZS IEC 62552-3 Standard



*1. WARRANTY:

Mitsubishi Electric Inverter Refrigerators are backed by a comprehensive 5 year parts and labour warranty and a 10 year parts warranty on the Inverter compressor.

Our goods come with guarantees that cannot be excluded under the Australian Consumer Law. You are entitled to a replacement or refund for a major failure and compensation for any other reasonably foreseeable loss or damage. You are also entitled to have the goods repaired or replaced if the goods fail to be of acceptable quality and the failure does not amount to a major failure.

REFRIGERATOR	FRENCH DOOR				
	WX Series		LX Series	L4 Series	
MODEL	MR-WX700C	MR-WX470F	MR-LX564ER	MR-LA635ER	MR-LA580ER
Vegetable Compartment					
Humidity Control	•	•	–	–	–
VitaLED	•	•	•	–	–
Vegetable Case (Upper)	1	1	1	–	–
Vegetable Case (Lower)	1	1	1	–	–
Clean Tray	1	–	–	–	–
Door Alarm	•	•	–	–	–
Freezer Compartment					
Freezer Case (Upper)	1	1	1	–	–
Freezer Case (Lower)	1	1	1	–	–
Freezer Case (Small)	–	–	–	2	2
Freezer Case (Medium)	–	–	–	1	1
Freezer Case (Large)	–	–	–	1	1
Door Alarm	•	•	•	•	•
Supercool Freezing Compartment					
Supercool Freezing	•	•	–	–	–
Soft Freezing	•	•	–	–	–
Hot Freezing	•	•	–	–	–
Aluminium Tray	•	•	–	–	–
Door Alarm	•	•	–	–	–
Ice Compartment					
Automatic Ice Maker (Non-Plumbed)	•	•	•	•	•
Completely Washable Water Supply Parts	•	•	–	•	•
Quick Ice Making Mode (min)	75	85	–	–	–
Triple Twist Ice Tray	–	–	–	–	–
Door Alarm	•	•	–	–	–
Others					
Smart Cube VIP (Vacuum Insulation Panel)	•	•	–	–	–
Rapid Cooling	•	•	•	•	•
Energy Saving Mode	•	•	•	•	•
Number of Sensors	16	16	9	9	9

• Standard feature

SPECIFICATIONS

REFRIGERATOR		BOTTOM MOUNT				TOP MOUNT	
		HGS Series	HS Series	CGX Series	CX Series	TF-ER Series	
MODEL		MR-HGS421EX	MR-HS421EX	MR-CGX450ER	MR-CX450ER	MR-505ER	MR-458ER
Volume* (Litres)	TOTAL	421	421	450	450	505	458
	Refrigerator Compartment	263	263	253	253	357	310
	Freezer Compartment	114	114	107	107	148	148
	Vegetable Compartment	–	–	90	90	–	–
	Select Compartment	22	22	–	–	–	–
	Chilling Compartment	22	22	–	–	–	–
Dimensions (mm)	Width	699	699	699	699	751	751
	Height	1720	1720	1798	1798	1777	1654
	Depth	720	720	709	709	795	795
	Depth with Leg Cover	720	720	709	709	795	795
Clearance Dimensions (mm)	Top	80	80	100	100	100	100
	Left	30	30	20	20	20	20
	Right	30	30	20	20	20	20
	Back	50	50	50	50	50	50
Energy Efficiency							
Energy Star Rating*		4.0	4.0	4.0	4.0	4.5	4.5
Energy Consumption (kWh/year)*		345	345	332	332	345	330
Inverter Compressor		•	•	•	•	•	•
Refrigerant Type		R600a	R600a	R600a	R600a	R600a	R600a
Door Finish							
Colour	Glacier White	–	–	Glacier White	–	White	White
	–	Sterling Silver	–	–	Stainless Steel	Stainless Steel	Stainless Steel
	Brilliant Black	–	–	Brilliant Black	–	Shiny Black	Shiny Black
	–	Sterling Dark Silver	–	–	Black Stainless	–	–
Door Opening		Right	Right	Right	Right	Right	Right
Glass Front Door		•	–	•	–	–	–
Refrigerator Compartment							
Cooling System		MULTI AIRFLOW		MULTI AIRFLOW		MULTI AIRFLOW	
Sliding Chilled Case		–	–	2	2	1	1
Supercool Chilling		–	–	•	•	–	–
Two-Way Flexi Shelf		–	–	1	1	1	1
Tempered Glass Shelf		3	3	3	3	3	2
Water Tank Capacity for Auto Ice Maker (L)		1.1	1.1	1.1	1.1	–	–
Egg Tray		1	1	1	1	2	2
Multi-Free Pocket		2	2	3	3	3	2
Capsule Door Pocket		1	1	–	–	–	–
Fruit & Vegetable Case		1	1	–	–	1	1
VitalLED		•	•	–	–	–	–
LED Light		•	•	•	•	•	•
Bottle Pocket		1	1	1	1	2	2
Bottle Stopper		–	–	1	1	2	2
Door Alarm		•	•	•	•	•	•
Freezer Compartment							
Auto Ice Making		•	•	•	•	–	–
Twist Ice Tray		–	–	–	–	3	3
Ice Box		1	1	–	–	1	1
Freezer Case Lower		–	–	1	1	–	–
Freezer Case Upper & Ice Box		–	–	1	1	–	–
Freezer Cases (Small, Middle, Large)		3	3	–	–	–	–
Freezer Door pocket		–	–	–	–	2	2
Ice Spoon		1	1	1	1	–	–
Plastic shelf		–	–	–	–	2	2
Door Alarm		•	•	•	•	•	•
Vegetable Compartment							
Vegetable Case (Upper & Lower)		–	–	1	1	–	–
VitalLED		–	–	•	•	–	–
Select Compartment							
Soft Freezing		•	•	–	–	–	–
Chilling		•	•	–	–	–	–
Chilling Compartment							
Chilling		•	•	–	–	–	–
Others							
Frost Free		•	•	•	•	•	•
Deodoriser		FILTER + BLUE CATALYST		FILTER		FILTER	
Castors		4	4	4	4	4	4
Kick Plate		•	•	•	•	•	•
Adjustable Foot		2	2	2	2	2	2

• Standard feature

*Tested in accordance with AS/NZS IEC 62552-3 Standard

REFRIGERATION		FREEZER
		U Series
MODEL		MF-U218ET
Volume* (Litres)	TOTAL	218
	Upper Freezer Compartment	116
	Lower Freezer Compartment	102
Dimensions (mm)	Width	542
	Height	1496
	Depth	650
	Depth with Leg Cover	-
Clearance Dimensions (mm)	Top	100
	Left	20
	Right	20
	Back	50
Energy Efficiency		
Energy Star Rating*		3.5
Energy Consumption (kWh/year)*		241
Inverter Compressor		•
Refrigerant Type		R600a
Door Finish		
Colour		White
Door Opening		Right
Glass Front Door		-
Upper Freezer Compartment		
Cooling System		FAN COOLING
Freezer Cases (Small)		1
Aluminium Tray		1
Tempered Glass Shelf (upper)		1
Adjustable Tempered Glass Shelf (lower)		1
Internal LED Light (ceiling type)		•
Door Alarm		•
Lower Freezer Compartment		
Cooling System		FAN COOLING
Freezer Cases (Small)		2
Freezer Case (Large)		1
External LED Light (under door upper freezer)		•
Door Alarm		•
Others		
Frost Free		•
Rapid Freeze		•
Deodoriser		-
Rear Castors		2
Kick Plate		-
Adjustable Foot		1

• Standard feature

*Tested in accordance with AS/NZS IEC 62552-3 Standard



For more information contact
www.mitsubishielectric.com.au
Call 1300 722 228

Distributed and guaranteed throughout Australia by
MITSUBISHI ELECTRIC AUSTRALIA PTY. LTD.
(Incorporated in New South Wales) A.B.N. 58 001 215 792



Fridge Finder App
Available to download
from the App Store



*1.
See website for full
Terms and Conditions



All care is taken in the preparation of information to ensure it is accurate and current. Specifications and information are subject to change without notice. Colours depicted in this material may vary slightly from the actual product. Images presented are not to scale and are for illustrational purposes only. Suitable access for warranty and service is required.

© Mitsubishi Electric 2024