AIRSTAGE

FUJITSU

Multi Systems

Multiple Room Solutions

FUJITSU GENERAL AUSTRALIA

Why Choose Fujitsu?

Australia's Favourite Air®

Fujitsu General is a leading supplier of air conditioners in Australia, with a portfolio to suit both residential and commercial applications. We focus all of our research and manufacturing strengths into air conditioners which has resulted in our extensive range of world-class, energy efficient, market-leading air conditioners.

Fujitsu General strives to consistently provide high quality, reliable products accompanied by superior customer service. To be 'Australia's Favourite Air®' means to be the best air conditioning company to deal with in Australia, not just a leading air conditioning brand.

That's why we're proud to say we are 'Australia's Favourite Air®'.

Fujitsu Channel Partner Network

Fujitsu have a comprehensive network of retailers and dealers right across Australia. This ensures that there is a local stockist in your area to assist you in purchasing a Fujitsu air conditioning system for your home.

An Award-Winning Brand

Fujitsu understands that our customers are investing in our brand and trusting that we will provide their family with a comfortable living environment all year round.

Fujitsu is honoured to be voted Reader's Digest Most Trusted Brand in the Air Conditioning category from 2018-2022 and awarded highly commended in 2023.

Fujitsu General has also won the ProductReview.com.au Best Appliance Brands award for 2023.

PRODUCT REVIEW .COM.AU 2023 AWARDS WINNER FUJITSU GENERAL

Peace of Mind

Fujitsu believe in the quality and reliability of every air conditioner we sell. This is why we're happy to provide a 5 year parts and labour warranty across the entire range.

PARTS & LABOUR 5 YEARS WARRANTY

- Exceptional after sales service
- Trusted brand
- 5 year manufacturer's warranty

Sporting Chance

Fujitsu General Australia is extremely proud to be a major sponsor of the Sporting Chance Cancer Foundation. Established in 1996, Sporting Chance is a not-for-profit organisation that helps provide home support and care to children with cancer.

SPORTING CHANCE CANCER FOUNDATION

For every air conditioner sold, a donation is made to the Sporting Chance Cancer Foundation.

To date, Fujitsu General has donated more than $10M to this worthy cause, with a percentage of sales from Fujitsu's air conditioning units going towards the funding of outreach programs and exploring better ways to treat and overcome cancer.

Sporting Chance initiatives allow families to spend more quality time at home together, while still having access to the appropriate care for their child.

State of the Art Research and Development

Our state of the art research and development centre, located at our headquarters in Japan, is equipped with numerous testing facilities simulating a variety of air conditioning operating conditions. Our rigorous testing aims to meet Fujitsu's high standard of product quality and reliability.

Exceptional After Sales Service

At Fujitsu, we pride ourselves on providing exceptional customer service. Fujitsu General Assist is our in-house customer care and technical support department which was implemented to deliver a high level of support and accessibility to our customers.

Fujitsu General Assist deploys Fujitsu-trained technicians in Sydney, Melbourne, Brisbane, Adelaide, and Perth and provides access to dedicated Service Agents in all other parts of Australia. These technicians are well equipped with the necessary tools and spare parts to enable them to resolve issues onsite, promptly. This offers customers a high first time fix rate and seamless experience.

Multi Systems

A variety of models ranging in capacity class from

2.0kW to 7.0kW

Cooling capacity

R32 REFRIGERANT

R401A REFRIGERANT

What are Multi Systems?

A multi system is ideal when individual units are required in more than one room and when a traditional whole home ducted system may not be suitable due to the homes design.

A multi system can cool or heat multiple rooms, allowing for a variety of up to six indoor units to be connected to just one compact outdoor unit. This means greater installation flexibility and outdoor space saving options.

Wide Range of Options

Fujitsu General have extended their line-up of R32 products with the launch of the new 3 and 4 rooms multi system outdoor units. The use of R32 refrigerant improves heat transfer and compared to the commonly used R410A refrigerant, has a 67 per cent[1] lower 'Global Warming Potential Factor' whilst still maintaining the performance of the unit. The 3 room outdoor unit has a rated cooling capacity of 6.8kW and the 4 room outdoor unit has a rated cooling capacity of 8.0kW.

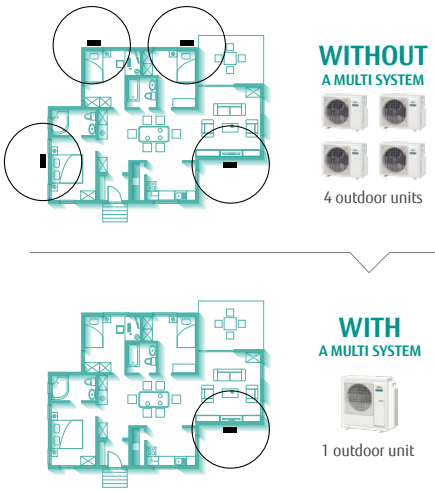

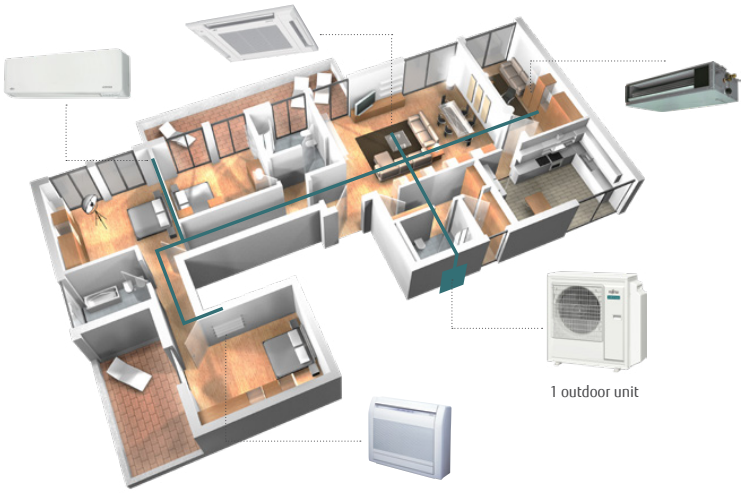

Extensive indoor unit line-up

The range of connectable R32 indoor units on the 3 and 4 rooms multi system has been extended to 23 models across 6 different styles including wall mounted, bulkhead, slimline, mini duct, compact cassette and floor mounted, giving consumers an extensive range to choose from to suit their individual room requirements. The indoor units can be controlled individually via a remote control or simultaneously via a central controller.

Flexible Installation

Due to the latest design, flexible installation of the outdoor unit is possible even in limited and narrow spaces.

[1] https://www.ipcc.ch/assessment-report/ar4/

3 & 4 Room Multi System

- 23 indoor units to choose from
- Space saving - requires only one outdoor unit
- Individual room temperature control
- R32 refrigerant
- Central controller option
- Easy installation and setup

Indoor units	Range	Models
	**BULKHEAD** Capacity Class from 2.5kW to 5.0kW	ARTH09KLLAP ARTH12KLLAP ARTH18KLLAP
	**MINI DUCT** Capacity Class from 2.5kW to 5.0kW	ARTH09KSLAP ARTH12KSLAP ARTH18KSLAP
	SLIMLINE Capacity Class from 5.0kW to 7.0kW	ARTH18KMTAP ARTH24KMTAP
	WALL MOUNTED Capacity Class from 2.0kW to 7.0kW	ASTH07KMCD ASTH09KMCD ASTH09KMTD ASTH12KMCD ASTH12KMTD ASTH14KMCD ASTH18KMTD ASTH22KMTD ASTH24KMTD
	CASSETTE Capacity Class from 2.5kW to 5.0kW	AUTH09KVLA AUTH12KVLA AUTH18KVLA
	FLOOR MOUNT Capacity Class from 2.5kW to 4.0kW	AGTG09KVCA AGTG12KVCA AGTG14KVCA

3 Room set-up



AOTH24KBCA3

4 Room set-up



AOTH30KBTA4

5 & 6 Room Multi System

- 15 indoor units to choose from
- Space saving - requires only one outdoor unit
- Individual room temperature control
- R410A refrigerant
- Central controller option
- Easy installation and setup

Indoor units	Range	Models
	**SLIM DUCT** Capacity Class from 2.5kW to 5.0kW	ARTG09/12LLLB ARTG18LLTA
	MID STATIC DUCT Capacity Class of 7.0kW	ARTG24LMLC
	WALL MOUNTED Capacity Class from 2.0kW to 7.0kW	ASTG07/09/12LVCC ASTG09/14LUCB ASTG18LFCA & ASTG24LFCC
	COMPACT CASSETTE Capacity Class from 2.5kW to 5.0kW	AUTG09/12LVLB-GR AUTG18LVLA-GR
	FLOOR AND CEILING CONSOLE Capacity Class of 5.0kW	ABTG18LVTA

5 Room set-up



AOTG36LBLA5

6 Room set-up



AOTG45LBLA6

Feature Checklist

		ARTH09KLLAP	ARTH12KLLAP	ARTH18KLLAP	ARTH09KSLAP	ARTH12KSLAP	ARTH18KSLAP	ARTH18KMTAP	ARTH24KMTAP	ASTH07KMCD	ASTH09KMCD	ASTH09KMTD	ASTH12KMTD
		BULKHEAD			MINI DUCT			SLIMLINE		WALL MOUNTED			
		3 & 4 ROOMS											
10°C Heat Operation	The room temperature can be set to go no lower than 10°C, ensuring that the room does not get too cold when not occupied.									✓	✓	✓	✓
Apple-Catechin Filter	Fine dust, invisible mould spores and harmful microorganisms are absorbed onto the filter by static electricity and further growth is inhibited and deactivated by the polyphenol ingredient extracted from apples.									✓	✓	✓	✓
Auto Changeover	Automatically switches between operating modes based on the temperature setting and room temperature	✓	✓	✓	✓	✓	✓	✓	✓	✓	✓	✓	✓
Auto Restart	The unit will automatically restart in the same operating mode after a temporary loss of power	✓	✓	✓	✓	✓	✓	✓	✓	✓	✓	✓	✓
Automatic Fan Speed	The micro processor automatically adjusts the airflow effectively to follow the changes of room temperature.	✓	✓	✓	✓	✓	✓	✓	✓	✓	✓	✓	✓
Automatic Louvre	The position of the louvres is set automatically to match the operating mode. It is also possible to adjust the louvres using the remote control.									✓	✓	✓	✓
Connectable Distributing Duct	Systems are capable of attaching field-supplied branch ducts distributing the airflow							✓	✓				
Connectable Fresh Air Duct	Systems are capable of attaching field-supplied branch ducts to bring fresh air in							✓	✓				
Economy Mode	The temperature will adjust by 1°C to allow for a reduction in power drawn from the compressor to help save energy	✓	✓	✓	✓	✓	✓	✓	✓	✓	✓	✓	✓
Filter Sign	Set the interval frequency to be reminded to clean the air filter on your unit							✓	✓	✓	✓	✓	✓
Human Sensor	The human sensor detects movement so that when occupants leave the room, the heat pump/air conditioner switches into energy saving mode after 20 minutes should no movement be detected. When occupants re-enter the room, it returns to normal operation.									✓	✓	✓	✓
Long-life Ion Deodorisation Filter	The filter deodorises by powerfully decomposing absorbed odours using the oxidising and reducing effects of ion generated by the ultra-fine-particle ceramic.									✓	✓	✓	✓
Low Noise Mode	The compressor speed and the outdoor unit fan speed are limited to reduce the operational noise.									✓	✓	✓	✓
On-Off Timer	Can be set to operate once every 24 hours	✓	✓	✓	✓	✓	✓	✓	✓	✓	✓	✓	✓
Program Timer	Allows selection of one of four options. ON, OFF, ON-->OFF, or OFF-->ON	✓	✓	✓	✓	✓	✓	✓	✓	✓	✓	✓	✓
Powerful Mode	This mode will operate the heat pump/ air conditioner at maximum capacity for 20 minutes, providing comfort faster than ever before.									✓	✓	✓	✓
Sleep Timer	The micro-processor gradually changes the room temperature, allowing you to sleep comfortably at night.	✓	✓	✓	✓	✓	✓	✓	✓	✓	✓	✓	✓
Super Quiet Mode	The indoor units fan can operate at a low speed to produce quieter operation.									✓	✓	✓	✓
Washable Panel	Dust which accumulates on the heat pump/ air conditioner can be easily cleaned with a damp cloth.									✓	✓	✓	✓
Weekly Timer	Different on-off timers can be set for up to 7 days	✓	✓	✓	✓	✓	✓	✓	✓	✓	✓	✓	✓

ASTH12KMCD	ASTH14KMCD	ASTH18KMTD	ASTH22KMTD	ASTH24KMTD	AUTH09KVLA	AUTH12KVLA	AUTH18KVLA	AGTG09KVCA	AGTG12KVCA	AGTG14KVCA	ARTG09/12LLLB ARTG18LLTA	ARTG24LMLC	ASTG07/09/12LVCC	ASTG18LFCA ASTG24LFCC	ASTG09/14LUCB	AUTG09/12LVLB-GR AUTG18LVLA-GR	ABTG18LVTA
WALL MOUNTED					CASSETTE			FLOUR MOUNT			SLIM DUCT	MID STATIC DUCT	WALL MOUNTED			COMPACT CASSETTE	FLOOR AND CEILING CONSOLE
3 - 4 ROOMS											5 & 6 ROOMS						
✓	✓	✓	✓	✓				✓	✓	✓	■	■	✓	✓	✓	✓	✓
✓	✓	✓	✓	✓				✓	✓	✓			✓	✓	✓		
✓	✓	✓	✓	✓	✓	✓	✓	✓	✓	✓	✓	✓	✓	✓	✓	✓	✓
✓	✓	✓	✓	✓	✓	✓	✓	✓	✓	✓	✓	✓	✓	✓	✓	✓	✓
✓	✓	✓	✓	✓	✓	✓	✓	✓	✓	✓	✓	✓	✓	✓	✓	✓	✓
✓	✓	✓	✓	✓	✓	✓	✓	✓	✓	✓	◆		✓	✓	✓		✓
											✓	✓			✓		
																✓	
✓	✓	✓	✓	✓	✓	✓	✓	✓	✓	✓	✓	✓	✓	✓	✓	✓	✓
✓	✓	✓	✓	✓	✓	✓	✓				✓	✓	✓	✓	✓	✓	✓
✓	✓	✓	✓	✓											✓		
✓	✓	✓	✓	✓				✓	✓	✓			✓	✓	✓		
✓	✓	✓	✓	✓				✓	✓	✓					✓		
✓	✓	✓	✓	✓	✓	✓	✓	✓	✓	✓	✓	✓	✓	✓	✓	✓	✓
✓	✓	✓	✓	✓	✓	✓	✓	✓	✓	✓	✓	✓	✓	✓	✓	✓	✓
✓	✓	✓	✓	✓											✓		
✓	✓	✓	✓	✓	✓	✓	✓	✓	✓	✓	✓	✓	✓	✓	✓	✓	✓
✓	✓	✓	✓	✓	✓	✓	✓	✓	✓	✓	✓	✓	✓	✓	✓	✓	✓
✓	✓	✓	✓	✓	✓	✓	✓	✓	✓	✓	✓	✓	✓	✓	✓	✓	✓
✓	✓	✓	✓	✓				✓	✓	✓	✓	✓	▲	▲	✓	▲	▲

■ Available when using a wireless remote only.

▲ Optional feature when using a wired controller and communication kit where appliable.

◆ Available when optional auto louvre grille kit is purchased.

3 & 4 Rooms Multi System Controller Options

Wired remote controller

UTY-RNRYT

UTY-RNRT

UTY-RVNYN

Wireless remote controller

AR-REJ1E

AR-REW3E

AR-REW1E

AR-REM7E

Central controller

UTY-DMMYM1

IR receiver unit



UTY-LBTYM

Simple remote controller

UTY-RSRYT

UTY-RHRYT

UTY-RSNYN

TYPE	MODEL	WALL MOUNTED			FLOOR	COMPACT CASSETTE	BULKHEAD	MEDIUM STATIC DUCTED
		KMCD	09/12KMTD	18/24KMTD	KVCA	KVLA	KSLAP / KLLAP	KMTAP
WIRED REMOTE CONTROLLER	AR-WEF1E	-	-	-	-	-	A	-
	AR-WEM1E	-	-	-	-	-	-	A
	UTY-RNRYT	O[1]	O[1]	O[1]	O[2]	O	O	O
	UTY-RNRT	-	-	-	-	-	-	O
	UTY-RVNYN	-	-	-	-	-	-	O
GROUP CONTROLLER	UTY-DMMYM1	O	O	O	O	O	O	O
WIRELESS REMOTE CONTROLLER	AR-REJ1E	-	-	-	-	A	-	-
	AR-REW3E	A	A	-	-	-	-	-
	AR-REW1E	-	A	-	-	-	-	-
	AR-REM7E	-	-	A	-	-	-	-
IR RECEIVER UNIT	UTY-LBTYM	-	-	-	-	O	O	O
SIMPLE REMOTE CONTROLLER	UTY-RSRYT	O[1]	O[1]	O[1]	O[2]	O	O	O
	UTY-RHRYT	O[1]	O[1]	O[1]	O[2]	O	O	O
	UTY-RSNYN	-	-	-	-	-	-	O

A Standard Accessory O Optional - Not applicable O[1] Optional Communication Kit (UTY-TWRXZ2) is necessary for the installation.
O[2] Optional Communication Kit (UTY-TWRXZ3) is necessary for the installation.

5 & 6 Rooms Multi System Controller Options

Wired remote controller

UTY-RVNYN

UTY-RNNYN

Wireless remote controller

AR-RAH2E

AR-RAH1E

AR-REA1E

Central controller

UTY-DMMYM

IR receiver unit

UTY-LRHYM

Simple remote controller

UTY-RSNYN

TYPE	MODEL	WALL MOUNTED			FLOOR/ CEILING	COMPACT CASSETTE	SLIM DUCT	MID STATIC DUCT
		LVCC	LFCC	LUCB				
WIRED REMOTE CONTROLLER	UTY-RNNYN	O[1]	O	O[1]	O	O	A	A
	UTY-RVNYN	O[1]	O	O[1]	O	O	O	O
GROUP CONTROLLER	UTY-DMMYM	O[2]	O[2]	O[2]	O[2]	O[2]	O[2]	O[2]
WIRELESS REMOTE CONTROLLER	AR-RAH2E	A	A	-	A	-	-	-
	AR-RAH1E	-	-	-	-	A	-	-
	AR-REA1E	-	-	A	-	-	-	-
IR RECEIVER UNIT	UTY-LRHYM	-	-	-	-	-	O	O
SIMPLE REMOTE CONTROLLER	UTY-RSNYN	O[1]	O	O[1]	O	O	O	O

A Standard Accessory O Optional - Not applicable O[1] Optional Communication Kit is necessary for the installation.
O[2] Optional when used with 5 and 6 head multi outdoor systems

R32 Product Specifications

Wall Mounted - Lifestyle

MODEL NUMBER				ASTH07KMCD	ASTH09KMCD	ASTH09KMTD
kW Class			kW	2.0kW Class	2.5kW Class	2.5kW Class
Power Source			V/PH/HZ	240 / 1 / 50		
Noise Level	Cool	H/M/L/Q	dBA	38 / 34 / 29 / 21	40 / 35 / 30 / 21	40 / 35 / 30 / 21
	Heat			41 / 36 / 31 / 22	42 / 36 / 31 / 22	42 / 36 / 31 / 22
Air Circulation	Cool	H/M/L/Q	l/sec	181 / 150 / 119 / 75	194 / 156 / 119 / 75	194 / 156 / 119 / 75
	Heat			200/161/128/92	208 / 169 / 131 / 92	208 / 169 / 131 / 92
Net Dimensions		H x W x D	mm	270 x 834 x 222	270 x 834 x 222	270 x 834 x 222
Net Weight			kg	10	10	10
Pipe Size	Liquid / Gas		mm	Ø6.35 / Ø9.52	Ø6.35 / Ø9.52	Ø6.35 / Ø9.52

Wall Mounted - Lifestyle

MODEL NUMBER				ASTH12KMCD	ASTH12KMTD	ASTH14KMCD
kW Class			kW	3.5kW Class	3.5kW Class	4.0kW Class
Power Source			V/PH/HZ	220-240 / 1 / 50		
Noise Level	Cool	H/M/L/Q	dBA	40 / 35 / 30 / 21	40 / 35 / 30 / 21	43 / 36 / 30 / 21
	Heat			42 / 38 / 33 / 22	42 / 38 / 33 / 22	44 / 39 / 33 / 24
Air Circulation	Cool	H/M/L/Q	l/sec	194 / 156 / 119 / 75	194 / 156 / 119 / 75	214 / 167 / 125 / 78
	Heat			214 / 178 / 144 / 92	214 / 178 / 144 / 92	222 / 183 / 144 / 94
Net Dimensions		H x W x D	mm	270 x 834 x 222	270 x 834 x 222	270 x 834 x 222
Net Weight			kg	10	10	10
Pipe Size	Liquid / Gas		mm	Ø6.35 / Ø9.52	Ø6.35 / Ø9.52	Ø6.35 / Ø9.52

Wall Mounted - Lifestyle

MODEL NUMBER				ASTH18KMTD	ASTH22KMTD	ASTH24KMTD
kW Class			kW	5.0kW Class	6.0kW Class	7.0kW Class
Power Source			V/PH/HZ	220-240 / 1 / 50		
Noise Level	Cool	H/M/L/Q	dBA	45 / 40 / 35 / 29	48 / 40 / 35 / 29	49 / 40 / 35 / 29
	Heat			46 / 40 / 35 / 29	48 / 40 / 35 / 29	49 / 40 / 35 / 29
Air Circulation	Cool	H/M/L/Q	l/sec	272 / 225 / 178 / 142	294 / 225 / 178 / 142	325 / 236 / 178 / 142
	Heat			283 / 236 / 178 / 142	294 / 236 / 178 / 142	325 / 236 / 178 / 142
Net Dimensions		H x W x D	mm	280 x 980 x 240	280 x 980 x 240	280 x 980 x 240
Net Weight			kg	12.5	12.5	12.5
Pipe Size	Liquid / Gas		mm	Ø6.35 /Ø12.70	Ø6.35 /Ø12.70	Ø6.35 /Ø12.70

Floor Mount

MODEL NUMBER				AGTG09KVCA	AGTG12KVCA	AGTG14KVCA
kW Class			kW	2.5kW Class	3.5kW Class	4.0kW Class
Power Source			V/PH/HZ	230 / 1 / 50		
Noise Level	Cool	H/Q	dBA	39 / 22	42 / 22	44 / 22
	Heat			39 / 22	42 / 22	44 / 22
Air Circulation	Cool	High fan	l/sec	147 / 167 / 181	147 / 167 / 181	147 / 167 / 181
	Heat			147 / 167 / 181	147 / 167 / 181	147 / 167 / 181
Net Dimensions		H x W x D	mm	600 x 740 x 200	600 x 740 x 200	600 x 740 x 200
Net Weight			kg	14.00	14.00	14.00
Pipe Size	Liquid / Gas		mm	Ø6.35 / Ø9.52	Ø6.35 / Ø9.52	Ø6.35 / Ø9.52

Cassette

MODEL NUMBER				AUTH09KVLA	AUTH12KVLA	AUTH18KVLA
kW Class			kW	2.5kW Class	3.5kW Class	5.0kW Class
Power Source			V/PH/HZ	220-240 / 1 / 50		
Noise Level	Cool	H/Q	dBA	33 / 37	37 / 28	42 / 29
	Heat			34 / 27	37 / 29	44 / 30
Air Circulation	Cool	H	l/sec	150	169	208
	Heat			150	169	222
Grille Model Number				UTG-UFYF-W	UTG-UFYF-W	UTG-UFYF-W
Net Dimensions - Indoor		H x W x D	mm	245 x 570 x 570	245 x 570 x 570	245 x 570 x 570
Net Weight - Indoor			kg	15	15	15
Net Dimensions - Grille		H x W x D	mm	49 x 620 x 620	49 x 620 x 620	49 x 620 x 620
Weight - Grille			kg	2.30	2.30	2.30
Pipe Size	Liquid / Gas		mm	Ø6.35 / Ø9.52	Ø6.35 / Ø9.52	Ø6.35 / Ø12.7

Compact Bulkhead

MODEL NUMBER				ARTH09KLLAP	ARTH12KLLAP	ARTH18KLLAP
kW Class			kW	2.5kW Class	3.5kW Class	5.0kW Class
Power Source			V/PH/HZ	220-240 / 1 / 50		
Noise Level	Cool	H/M/L/Q	dBA	28 / 25	29 / 26	32 / 27
	Heat			28 / 24	29 / 24	32 / 27
Air Circulation	Cool	H/M/L/Q	l/sec	167	181	261
	Heat			167	181	261
Static Pressure Range			Pa	0-90	0-90	0-90
Net Dimensions		H x W x D	mm	198 x 700 x 620	198 x 700 x 620	198 x 900 x 620
Net Weight			kg	17.00	17.00	20.00
Pipe Size	Liquid / Gas		mm	Ø6.35 / Ø9.52	Ø6.35 / Ø9.52	Ø6.35 / Ø12.7



Mini Duct

MODEL NUMBER				ARTH09KSLAP	ARTH12KSLAP	ARTH18KSLAP
kW Class			kW	2.5kW Class	3.5kW Class	5.0kW Class
Power Source			V/PH/HZ	220-240 / 1 / 50		
Noise Level	Cool	H/M/L/Q	dBA	29 / 23	31 / 23	33 / 23
	Heat			29 / 23	31 / 23	33 / 23
Air Circulation	Cool	H/M/L/Q	l/sec	167	181	261
	Heat			167	181	261
Static Pressure Range			Pa	0-30	0-30	0-50
Net Dimensions		H x W x D	mm	198 x 700 x 450	198 x 700 x 450	198 x 900 x 450
Net Weight			kg	15.50	15.50	18.50
Pipe Size	Liquid / Gas		mm	Ø6.35 / Ø9.52	Ø6.35 / Ø9.52	Ø6.35 / Ø12.7



Slimline

MODEL NUMBER				ARTH18KMTAP	ARTH24KMTAP
kW Class			kW	5.0kW Class	7.0kW Class
Power Source			V/PH/HZ	220-240 / 1 / 50	
Noise Level	Cool	H/M/L/Q	dBA	33 / 23	38 / 27
	Heat			33 / 23	38 / 27
Air Circulation	Cool	H/M/L/Q	l/sec	300	417
	Heat			300	417
Static Pressure Range			Pa	50 - 150	50-150
Net Dimensions		H x W x D	mm	240 x 1000 x 700	240 x 1000 x 700
Net Weight			kg	31.00	31.00
Pipe Size	Liquid / Gas		mm	Ø6.35 / Ø12.7	Ø6.35 / Ø12.7

R410A Product Specifications

Wall Mounted - Compact Classic

MODEL NUMBER	INDOOR UNIT			ASTG07LVCC	ASTG09LVCC	ASTG12LVCC
kW Class			kW	2.0kW Class	2.5kW Class	3.5kW Class
Power Source			V/PH/HZ	240 / 1 / 50		
Sound Pressure Level	Cool	H/M/L/Q	dBA	36 / 33 / 29 / 23	36 / 33 / 29 / 23	38 / 35 / 31 / 23
	Heat			36 / 33 / 32 / 22	36 / 33 / 32 / 23	38 / 35 / 33 / 24
Airflow	Cool	H/M/L/Q	l/sec	178 / 156 / 128 / 100	178 / 156 / 128 / 100	194 / 175 / 139 / 100
	Heat			178 / 161 / 150 / 100	178 / 161 / 150 / 106	194 / 175 / 161 / 111
Net Dimensions		H x W x D	mm	293 x 790 x 225	293 x 790 x 225	293 x 790 x 225
Net Weight			kg	9.5	9.5	9.5
Pipe Size	Liquid / Gas		mm	Ø6.35 / Ø9.52	Ø6.35 / Ø9.52	Ø6.35 / Ø9.52

Wall Mounted - Classic

MODEL NUMBER	INDOOR UNIT			ASTG18LFCA	ASTG24LFCC
kW Class			kW	5.0kW Class	7.0kW Class
Power Source			V/PH/HZ	240 / 1 / 50	
Sound Pressure Level	Cool	H/M/L/Q	dBA	43 / 37 / 33 / 26	49 / 42 / 37 / 33
	Heat			42 / 37 / 33 / 25	48 / 42 / 37 / 33
Airflow	Cool	H/M/L/Q	l/sec	250 / 206 / 172 / 153	311 / 250 / 206 / 172
	Heat			250 / 206 / 172 / 153	306 / 250 / 206 / 172
Net Dimensions		H x W x D	mm	320 x 998 x 238	320 x 998 x 238
Net Weight			kg	14	14
Pipe Size	Liquid / Gas		mm	Ø6.35 / Ø12.7	Ø6.35 / Ø15.88

Wall Mounted - Designer

MODEL NUMBER	INDOOR UNIT			ASTG09LUCB	ASTG14LUCB
kW Class			kW	2.5kW Class	4.0kW Class
Power Source			V/PH/HZ	240 / 1 / 50	
Sound Pressure Level	Cool	H/M/L/Q	dBA	36 / 32 / 28 / 21	41 / 36 / 33 / 25
	Heat			36 / 32 / 28 / 21	41 / 36 / 34 / 27
Airflow	Cool	H/M/L/Q	l/sec	167 / 153 / 131 / 92	197 / 178 / 158 / 108
	Heat			167 / 153 / 131 / 92	197 / 178 / 164 / 119
Net Dimensions		H x W x D	mm	282 x 870 x 185	282 x 870 x 185
Net Weight			kg	9.5	9.5
Pipe Size	Liquid / Gas		mm	Ø6.35 / Ø9.52	Ø6.35 / Ø12.7

Floor And Ceiling Console

MODEL NUMBER	INDOOR UNIT			ABTG18LVTA
kW Class			kW	5.0kW Class
Power Source			V/PH/HZ	240 / 1 / 50
Sound Pressure Level	Cool	H/M/L/Q	dBA	UC - 41 / 38 / 34 / 32
	Heat			UC - 41 / 38 / 34 / 32
	Cool	H/M/L/Q	dBA	FC - 44 / 41 / 37 / 35
	Heat			FC - 44 / 41 / 37 / 35
Airflow	Cool	H/M/L/Q	l/sec	217 / 194 / 156 / 139
	Heat			217 / 194 / 156 / 139
Net Dimensions		H x W x D	mm	199 x 990 x 655
Net Weight			kg	27
Pipe Size	Liquid / Gas		mm	Ø6.35 / Ø12.7

Compact Cassette

MODEL NUMBER	INDOOR UNIT			AUTG09LVLB	AUTG12LVLB	AUTG18LVLA
kW Class			kW	2.5kW Class	3.5kW Class	5.0kW Class
Power Source			V/PH/HZ	240 / 1 / 50		
Sound Pressure Level	Cool	H/M/L/Q	dBA	33 / 31 / 29 / 27	37 / 33 / 31 / 28	42 / 37 / 33 / 29
	Heat			34 / 32 / 29 / 27	37 / 33 / 31 / 28	44 / 40 / 37 / 30
Airflow	Cool	H/M/L/Q	l/sec	150 / 136 / 122 / 108	169 / 147 / 131 / 114	208 / 169 / 144 / 114
	Heat			150 / 136 / 122 / 108	169 / 147 / 131 / 114	222 / 197 / 167 / 125
Grille Model Number				UTG-UFYD-W	UTG-UFYD-W	UTG-UFYD-W
Net Dimensions - Indoor		H x W x D	mm	245 x 570 x 570	245 x 570 x 570	245 x 570 x 570
Net Weight - Indoor			kg	15	15	15
Net Dimensions - Grille		H x W x D	mm	49 x 700 x 700	49 x 700 x 700	49 x 700 x 700
Weight - Grille			kg	2.6	2.6	2.6
Pipe Size	Liquid / Gas		mm	Ø6.35 / Ø9.52	Ø6.35 / Ø9.52	Ø6.35 / Ø12.7

Slim Duct

MODEL NUMBER	INDOOR UNIT			ARTG09LLLB	ARTG12LLLB	ARTG18LLTA
kW Class			kW	2.5kW Class	3.5kW Class	5.0kW Class
Power Source			V/PH/HZ	240 / 1 / 50		
Sound Pressure Level	Cool	H/M/L/Q	dBA	28 / 27 / 26 / 25	29 / 28 / 27 / 26	32 / 31 / 30 / 29
	Heat			28 / 26 / 25 / 24	29 / 28 / 27 / 24	33 / 32 / 31 / 29
Airflow	Cool	H/M/L/Q	l/sec	167 / 153 / 139 / 125	181 / 167 / 153 / 133	261 / 244 / 228 /208
	Heat			167 / 153 / 139 / 125	181 / 167 / 153 / 133	261 / 244 / 228 /208
Static Pressure Range			Pa	0 to 90	0 to 90	0 to 90
Net Dimensions		H x W x D	mm	198 x 700 x 620	198 x 700 x 620	198 x 900 x 620
Net Weight			kg	19	19	23
Pipe Size	Liquid / Gas		mm	Ø6.35 / Ø9.52	Ø6.35 / Ø9.52	Ø6.35 / Ø12.7

Mid Static Duct

MODEL NUMBER	INDOOR UNIT			ARTG24LMLC
kW Class			kW	7.0kW Class
Power Source			V/PH/HZ	240 / 1 / 50
Sound Pressure Level	Cool	H/M/L/Q	dBA	31 / 29 / 27 / 25
	Heat			31 / 29 / 27 / 25
Airflow	Cool	H/M/L/Q	l/sec	306 / 253 / 208 / 161
	Heat			306 / 253 / 208 / 161
Static Pressure Range			Pa	30 to 150
Net Dimensions		H x W x D	mm	270 x 1135 x 700
Net Weight			kg	38
Pipe Size	Liquid / Gas		mm	Ø6.35 / Ø15.88

Outdoor Product Specifications

Outdoor unit				AOTH24KBCA3	AOTH30KBTA4	AOTG36LBLA5	AOTG45LBLA6
				3 & 4 ROOMS		5 & 6 ROOMS	
Power Source	V / Ph / Hz			220-240 / 1/ 50			
Capacity	Cooling (Rated (Min - Max))		kW	6.8 (1.8 - 8.5)	8.0 (2.4 - 10.1)	10.0 (3.5 - 12.5)	12.5 (3.5 - 14.0)
	Heating (Rated (Min - Max))		kW	8.0 (2.0 - 9.2)	9.6 (3.0 - 12.0)	12.0 (3.5 - 14.0)	13.5 (3.5 - 16)
Input Power	Cooling (Rated (Max))		kW	1.74 (2.65)	2.05 (2.88)	2.44 (4.04)	3.57 (5.02)
	Heating (Rated (Max))		kW	1.76 (2.35)	2.00 (3.25)	2.79 (3.98)	3.37 (4.59)
EER	Cooling		kW / kW	3.90	3.90	4.10	3.50
COP	Heating		kW / kW	4.54	4.80	4.30	4.00
TCSPF[1]	Residential (Hot/Average/Cold)		kW	5.601/5.332/5.642	5.663/5.402/5.72	5.779 / 5.258 / 5.441	5.374 / 4.937 / 5.215
HSPF[2]	Residential (Hot/Average/Cold)		kW	5.583/4.919/4.161	5.548/4.951/4.183	5.242/4.75/4.396	5.19 / 4.595 / 4.125
Running current	Cooling/Heating		amps	7.7 / 7.8	9.1 / 8.9	10.3 / 11.8	15.0 / 14.2
Sound Pressure Level	Outdoor (Cooling/Heating)	High	dBA	46 / 52	48 / 54	52 / 54	52 / 54
Sound Power Level	Outdoor	High	dBA	61	65	68	68
Dimensions	Outdoor	H x W x D	mm	716 x 820 x 315	884 x 820 x 315	998 x 970 x 370	998 x 970 x 370
Net Weight	Outdoor		kg	46	59	93	94
Connection Pipe Sizes	Unit A	Liquid / Gas	mm	6.35 / 12.7	6.35 / 12.7	6.35 / 12.7	6.35 / 12.7
	Unit B	Liquid / Gas	mm	6.35 / 9.52	6.35 / 12.7	6.35 / 12.7	6.35 / 12.7
	Unit C	Liquid / Gas	mm	6.35 / 9.52	6.35 / 9.52	6.35 / 9.52	6.35 / 9.52
	Unit D	Liquid / Gas	mm	-	6.35 / 9.52	6.35 / 9.52	6.35 / 9.52
	Unit E	Liquid / Gas	mm	-	-	6.35 / 9.52	6.35 / 9.52
Pipe Length (Max (Precharged))			m	50 (30)	70 (40)	80 (50)	80 (50)
Max Height Difference			m	30	30	30	30
Operation Range	Outdoor (Min - Max)	Cooling	°CDB	-10 to 50	-10 to 50	-10 to 46	-10 to 46
	Outdoor (Min - Max)	Heating	°CDB	-15 to 24	-15 to 24	-15 to 24	-15 to 24
Refrigerant	Type			R32	R32	R410A	R410A
	Charge		g	1800	2500	4,000	4,000

[1] Total Cooling Seasonal Performance Factor
[2] Heating Seasonal Performance Factor

Specifications and features

Products in this brochure contain R32 refrigerant. Please refer to specifications before installation and servicing this product. Only persons and / or companies qualified and experienced in the installation, service and repair of refrigerant products should be permitted to do so. The purchaser must ensure that the person and / or company who is to install, service or repair this air conditioner has qualifications and experience in refrigerant products. Suitable access for warranty and service is required. Future improvements, specifications, designs of product and availability are subject to change without notice. Please check with your Dealer.

All Capacity and Energy Efficiency ratings are based on AS / NZS3823.2.

Cooling	Indoor temperature	27°C DB / 19°C WB	Heating	Indoor temperature 20°C DB
	Outdoor temperature	35°C DB		Outdoor temperature 7°C DB / 6°C WB

Running current is at rated conditions (AS3823) and does not include compressor start-up or variations in power supply and load conditions.

FUJITSU
AIRSTAGE

Connection Charts

AOTH24KBCA3 (2 - 3 ROOMS)

COMBINATION NO.	UNIT 1	UNIT 2	UNIT 3	TOTAL
1	7	7	-	14
2	7	9	-	16
3	7	12	-	19
4	7	14	-	21
5	7	18	-	25
6	9	9	-	18
7	9	12	-	21
8	9	14	-	23
9	9	18	-	27
10	12	12	-	24
11	12	14	-	26
12	12	18	-	30
13	14	14	-	28
14	14	18	-	32
15	7	7	7	21
16	7	7	9	23
17	7	7	12	26
18	7	7	14	28
19	7	7	18*	32
20	7	9	9	25
21	7	9	12	28
22	7	9	14	30
23	7	9	18*	34
24	7	12	12	31
25	7	12	14	33
26	7	14	14	35
27	9	9	9	27
28	9	9	12	30
29	9	9	14	32
30	9	9	18*	36
31	9	12	12	33
32	9	12	14	35
33	12	12	12	36

AOTH30KBTA4 (2 - 4 ROOMS)

COMBINATION NO.	UNIT 1	UNIT 2	UNIT 3	UNIT 4	TOTAL
1	7	22	-	-	29
2	7	24	-	-	31
3	9	22	-	-	31
4	9	24	-	-	33
5	12	22	-	-	34
6	12	24	-	-	36
7	14	18	-	-	32
8	14	22	-	-	36
9	14	24	-	-	38
10	18	18	-	-	36
11	18	22	-	-	40
12	18	24	-	-	42
13	22	22	-	-	44
14	22	24	-	-	46
15	24	24	-	-	48
16	7	7	12	-	26
17	7	7	14	-	28
18	7	7	18	-	32
19	7	7	22	-	36
20	7	7	24	-	38
21	7	9	9	-	25
22	7	9	12	-	28
23	7	9	14	-	30
24	7	9	18	-	34
25	7	9	22	-	38
26	7	9	24	-	40
27	7	12	12	-	31
28	7	12	14	-	33
29	7	12	18	-	37
30	7	12	22	-	41
31	7	12	24	-	43
32	7	14	14	-	35
33	7	14	18	-	39
34	7	14	22	-	43
35	7	14	24	-	45
36	7	18	18	-	43
37	7	18	22	-	47
38	7	18	24	-	49
39	9	9	9	-	27
40	9	9	12	-	30
41	9	9	14	-	32
42	9	9	18	-	36
43	9	9	22	-	40
44	9	9	24	-	42
45	9	12	12	-	33
46	9	12	14	-	35
47	9	12	18	-	39
48	9	12	22	-	43
49	9	12	24	-	45
50	9	14	14	-	37
51	9	14	18	-	41
52	9	14	22	-	45
53	9	14	24	-	47
54	9	18	18	-	45
55	9	18	22	-	49
56	12	12	12	-	36
57	12	12	14	-	38

COMBINATION NO.	UNIT 1	UNIT 2	UNIT 3	UNIT 4	TOTAL
58	12	12	18	-	42
59	12	12	22	-	46
60	12	12	24	-	48
61	12	14	14	-	40
62	12	14	18	-	44
63	12	14	22	-	48
64	12	18	18	-	48
65	14	14	14	-	42
66	14	14	18	-	46
67	7	7	7	7	28
68	7	7	7	9	30
69	7	7	7	12	33
70	7	7	7	14	35
71	7	7	7	18	39
72	7	7	7	22	43
73	7	7	7	24	45
74	7	7	9	9	32
75	7	7	9	12	35
76	7	7	9	14	37
77	7	7	9	18	41
78	7	7	9	22	45
79	7	7	9	24	47
80	7	7	12	12	38
81	7	7	12	14	40
82	7	7	12	18	44
83	7	7	12	22	48
84	7	7	14	14	42
85	7	7	14	18	46
86	7	9	9	9	34
87	7	9	9	12	37
88	7	9	9	14	39
89	7	9	9	18	43
90	7	9	9	22	47
91	7	9	9	24	49
92	7	9	12	12	40
93	7	9	12	14	42
94	7	9	12	18	46
95	7	9	14	14	44
96	7	9	14	18	48
97	7	12	12	12	43
98	7	12	12	14	45
99	7	12	12	18	49
100	7	12	14	14	47
101	7	14	14	14	49
102	9	9	9	9	36
103	9	9	9	12	39
104	9	9	9	14	41
105	9	9	9	18	45
106	9	9	9	22	49
107	9	9	12	12	42
108	9	9	12	14	44
109	9	9	12	18	48
110	9	9	14	14	46
111	9	12	12	12	45
112	9	12	12	14	47
113	9	12	14	14	49
114	12	12	12	12	48

3 & 4 Room Multi System Unit Reference Guide

UNIT NO.	BULKHEAD	MINI DUCT	SLIMLINE	WALL MOUNTED	CASSETTE	FLOOR MOUNT
7				ASTH07KMCD		
9	ARTH09KLLAP	ARTH09KSLAP		ASTH09KMCD/TD	AUTG09KVCA	AGTG09KVCA
12	ARTH12KLLAP	ARTH12KSLAP		ASTH12KMCD/TD	AUTG12KVCA	AGTG12KVCA
14				ASTH14KMCD	AUTG14KVCA	AGTG14KVCA
18	ARTH18KLLAP	ARTH18KSLAP	ARTH18KMTAP	ASTH18KMTD		
22				ASTH22KMTD		
24			ARTH24KMTAP	ASTH24KMTD		

NOTE:
*The connection chart reference possible combinations as per capacity class, please refer to technical manual for actual indoor capacities.

AOTG36LBLA5 (2 - 5 ROOMS)

NO.	ROOMS	ROOM 1	ROOM 2	ROOM 3	ROOM 4	ROOM 5	TOTAL
1	2	7	24	–	–	–	31
2		9	24	–	–	–	33
3		12	24	–	–	–	36
4		14	24	–	–	–	38
5		18	18	–	–	–	36
6		18	24	–	–	–	42
7		24	24	–	–	–	48
8	3	7	7	14	–	–	28
9		7	7	18	–	–	32
10		7	7	24	–	–	38
11		7	9	12	–	–	28
12		7	9	14	–	–	30
13		7	9	18	–	–	34
14		7	9	24	–	–	40
15		7	12	12	–	–	31
16		7	12	14	–	–	33
17		7	12	18	–	–	37
18		7	12	24	–	–	43
19		7	14	14	–	–	35
20		7	14	18	–	–	39
21		7	14	24	–	–	45
22		7	18	18	–	–	43
23		7	18	24	–	–	49
24		9	9	9	–	–	27
25		9	9	12	–	–	30
26		9	9	14	–	–	32
27		9	9	18	–	–	36
28		9	9	24	–	–	42
29		9	12	12	–	–	33
30		9	12	14	–	–	35
31		9	12	18	–	–	39
32		9	12	24	–	–	45
33		9	14	14	–	–	37
34		9	14	18	–	–	41
35		9	14	24	–	–	47
36		9	18	18	–	–	45
37		9	18	24	–	–	51
38		12	12	12	–	–	36
39		12	12	14	–	–	38
40		12	12	18	–	–	42
41		12	12	24	–	–	48
42		12	14	14	–	–	40
43		12	14	18	–	–	44
44		12	14	24	–	–	50
45		12	18	18	–	–	48
46		12	18	24	–	–	54
47		14	14	14	–	–	42
48		14	14	18	–	–	46
49		14	14	24	–	–	52
50		14	18	18	–	–	50
51		18	18	18	–	–	54

NO.	ROOMS	ROOM 1	ROOM 2	ROOM 3	ROOM 4	ROOM 5	TOTAL
52	4	7	7	7	7	–	28
53		7	7	7	9	–	30
54		7	7	7	12	–	33
55		7	7	7	14	–	35
56		7	7	7	18	–	39
57		7	7	7	24	–	45
58		7	7	9	9	–	32
59		7	7	9	12	–	35
60		7	7	9	14	–	37
61		7	7	9	18	–	41
62		7	7	9	24	–	47
63		7	7	12	12	–	38
64		7	7	12	14	–	40
65		7	7	12	18	–	44
66		7	7	12	24	–	50
67		7	7	14	14	–	42
68		7	7	14	18	–	46
69		7	7	14	24	–	52
70		7	7	18	18	–	50
71		7	9	9	9	–	34
72		7	9	9	12	–	37
73		7	9	9	14	–	39
74		7	9	9	18	–	43
75		7	9	9	24	–	49
76		7	9	12	12	–	40
77		7	9	12	14	–	42
78		7	9	12	18	–	46
79		7	9	12	24	–	52
80		7	9	14	18	–	48
81		7	9	14	24	–	54
82		7	9	18	18	–	52
83		7	12	12	12	–	43
84		7	12	12	14	–	45
85		7	12	12	18	–	49
86		7	12	14	14	–	47
87		7	12	14	18	–	51
88		7	14	14	14	–	49
89		7	14	14	18	–	53
90		9	9	9	9	–	36
91		9	9	9	12	–	39
92		9	9	9	14	–	41
93		9	9	9	18	–	45
94#		9	9	9	24	–	51
95		9	9	12	12	–	42
96		9	9	12	14	–	44
97		9	9	12	18	–	48
98#		9	9	12	24	–	54
99		9	9	14	14	–	46
100		9	9	14	18	–	50
101		9	9	18	18	–	54
102		9	12	12	12	–	45
103		9	12	12	14	–	47

NO.	ROOMS	ROOM 1	ROOM 2	ROOM 3	ROOM 4	ROOM 5	TOTAL
104	5	9	12	12	18	–	51
105		9	12	14	14	–	49
106		9	12	14	18	–	53
107		9	14	14	14	–	51
108		12	12	12	12	–	48
109		12	12	12	14	–	50
110		12	12	12	18	–	54
111		12	12	14	14	–	52
112		12	14	14	14	–	54
113		7	7	7	7	7	35
114		7	7	7	7	9	37
115		7	7	7	7	12	40
116		7	7	7	7	14	42
117		7	7	7	7	18	46
118		7	7	7	7	24	52
119		7	7	7	9	9	39
120		7	7	7	9	12	42
121		7	7	7	9	14	44
122		7	7	7	9	18	48
123#		7	7	7	9	24	54
124		7	7	7	12	12	45
125		7	7	7	12	14	47
126		7	7	7	12	18	51
127		7	7	7	14	14	49
128		7	7	7	14	18	53
129		7	7	9	9	9	41
130		7	7	9	9	12	44
131		7	7	9	9	14	46
132		7	7	9	9	18	50
133		7	7	9	12	12	47
134		7	7	9	12	14	49
135		7	7	9	12	18	53
136		7	7	9	14	14	51
137		7	7	12	12	12	50
138		7	7	12	12	14	52
139		7	7	12	14	14	54
140		7	9	9	9	9	43
141		7	9	9	9	12	46
142		7	9	9	9	14	48
143		7	9	9	9	18	52
144		7	9	9	12	12	49
145		7	9	9	12	14	51
146		7	9	9	14	14	53
147		7	9	12	12	12	52
148		7	9	12	12	14	54
149		9	9	9	9	9	45
150		9	9	9	9	12	48
151		9	9	9	9	14	50
152		9	9	9	9	18	54
153		9	9	9	12	12	51
154		9	9	9	12	14	53
155		9	9	12	12	12	54

5 & 6 Room Multi System Unit Reference Guide

UNIT NO.	SLIM DUCT	MID STATIC DUCT	WALL MOUNTED	COMPACT CASSETTE	FLOOR & CEILING CONSOLE
7			ASTG07LVCC		
9	ARTG09LLLB		ASTG09LVCC / ASTG09LUCB	AUTG09LVLB	
12	ARTG12LLLB		ASTG12LVCC	AUTG12LVLB	
14			ASTG14LUCB		
18	ARTG18LLTA		ASTG18LFCA	AUTG18LVLA	ABTG18LVTA
22					
24		ARTG24LMLC	ASTG24LFCC		

NOTE:
*The connection chart reference possible combinations as per capacity class, please refer to technical manual for actual indoor capacities.

Connection Charts

AOTG45LBLA6 (2 - 6 Rooms)

NO.	ROOMS	ROOM 1	ROOM 2	ROOM 3	ROOM 4	ROOM 5	ROOM 6	TOTAL
1	2	12	24	–	–	–	–	36
2		14	24	–	–	–	–	38
3		18	18	–	–	–	–	36
4		18	24	–	–	–	–	42
5		24	24	–	–	–	–	48
6	3	7	7	24	–	–	–	38
7		7	9	18	–	–	–	34
8		7	9	24	–	–	–	40
9		7	12	18	–	–	–	37
10		7	12	24	–	–	–	43
11		7	14	14	–	–	–	35
12		7	14	18	–	–	–	39
13		7	14	24	–	–	–	45
14		7	18	18	–	–	–	43
15		7	18	24	–	–	–	49
16		7	24	24	–	–	–	55
17		9	9	18	–	–	–	36
18		9	9	24	–	–	–	42
19		9	12	14	–	–	–	35
20		9	12	18	–	–	–	39
21		9	12	24	–	–	–	45
22		9	14	14	–	–	–	37
23		9	14	18	–	–	–	41
24		9	14	24	–	–	–	47
25		9	18	18	–	–	–	45
26		9	18	24	–	–	–	51
27		9	24	24	–	–	–	57
28		12	12	12	–	–	–	36
29		12	12	14	–	–	–	38
30		12	12	18	–	–	–	42
31		12	12	24	–	–	–	48
32		12	14	14	–	–	–	40
33		12	14	18	–	–	–	44
34		12	14	24	–	–	–	50
35		12	18	18	–	–	–	48
36		12	18	24	–	–	–	54
37#		12	24	24	–	–	–	60
38		14	14	14	–	–	–	42
39		14	14	18	–	–	–	46
40		14	14	24	–	–	–	52
41		14	18	18	–	–	–	50
42		14	18	24	–	–	–	56
43		14	24	24	–	–	–	62
44		18	18	18	–	–	–	54
45		18	18	24	–	–	–	60
46	4	7	7	7	14	–	–	35
47		7	7	7	18	–	–	39
48		7	7	7	24	–	–	45
49		7	7	9	12	–	–	35
50		7	7	9	14	–	–	37
51		7	7	9	18	–	–	41
52		7	7	9	24	–	–	47
53		7	7	12	12	–	–	38
54		7	7	12	14	–	–	40
55		7	7	12	18	–	–	44
56		7	7	12	24	–	–	50
57		7	7	14	14	–	–	42
58		7	7	14	18	–	–	46
59		7	7	14	24	–	–	52
60		7	7	18	18	–	–	50
61		7	7	18	24	–	–	56
62		7	7	24	24	–	–	62
63		7	9	9	9	–	–	34
64		7	9	9	12	–	–	37
65		7	9	9	14	–	–	39
66		7	9	9	18	–	–	43
67		7	9	9	24	–	–	49
68		7	9	12	12	–	–	40
69		7	9	12	14	–	–	42
70		7	9	12	18	–	–	46

NO.	ROOMS	ROOM 1	ROOM 2	ROOM 3	ROOM 4	ROOM 5	ROOM 6	TOTAL
70	4	7	9	12	18	–	–	46
71		7	9	12	24	–	–	52
72		7	9	14	14	–	–	44
73		7	9	14	18	–	–	48
74		7	9	14	24	–	–	54
75		7	9	18	18	–	–	52
76		7	9	18	24	–	–	58
77		7	12	12	12	–	–	43
78		7	12	12	14	–	–	45
79		7	12	12	18	–	–	49
80		7	12	12	24	–	–	55
81		7	12	14	14	–	–	47
82		7	12	14	18	–	–	51
83		7	12	14	24	–	–	57
84		7	12	18	18	–	–	55
85		7	12	18	24	–	–	61
86		7	14	14	14	–	–	49
87		7	14	14	18	–	–	53
88		7	14	14	24	–	–	59
89		7	14	18	18	–	–	57
90		7	18	18	18	–	–	61
91		9	9	9	9	–	–	36
92		9	9	9	12	–	–	39
93		9	9	9	14	–	–	41
94		9	9	9	18	–	–	45
95		9	9	9	24	–	–	51
96		9	9	12	12	–	–	42
97		9	9	12	14	–	–	44
98		9	9	12	18	–	–	48
99		9	9	12	24	–	–	54
100		9	9	14	14	–	–	46
101		9	9	14	18	–	–	50
102		9	9	14	24	–	–	56
103		9	9	18	18	–	–	54
104		9	9	18	24	–	–	60
105		9	12	12	12	–	–	45
106		9	12	12	14	–	–	47
107		9	12	12	18	–	–	51
108		9	12	12	24	–	–	57
109		9	12	14	14	–	–	49
110		9	12	14	18	–	–	53
111		9	12	14	24	–	–	59
112		9	12	18	18	–	–	57
113		9	14	14	14	–	–	51
114		9	14	14	18	–	–	55
115		9	14	14	24	–	–	61
116		9	14	18	18	–	–	59
117		12	12	12	12	–	–	48
118		12	12	12	14	–	–	50
119		12	12	12	18	–	–	54
120		12	12	12	24	–	–	60
121		12	12	14	14	–	–	52
122		12	12	14	18	–	–	56
123		12	12	14	24	–	–	62
124		12	12	18	18	–	–	60
125		12	14	14	14	–	–	54
126		12	14	14	18	–	–	58
127		12	14	18	18	–	–	62
128	5	7	7	7	7	7	–	35
129		7	7	7	7	9	–	37
130		7	7	7	7	12	–	40
131		7	7	7	7	14	–	42
132		7	7	7	7	18	–	46
133		7	7	7	7	24	–	52
134		7	7	7	9	9	–	39
135		7	7	7	9	12	–	42
136		7	7	7	9	14	–	44
137		7	7	7	9	18	–	48
138		7	7	7	9	24	–	54
139		7	7	7	12	12	–	45

5 & 6 Room Multi System Unit Reference Guide

UNIT NO.	SLIM DUCT	MID STATIC DUCT	WALL MOUNTED	COMPACT CASSETTE	FLOOR & CEILING CONSOLE
7			ASTG07LVCC		
9	ARTG09LLLB		ASTG09LVCC / ASTG09LUCB	AUTG09LVLB	
12	ARTG12LLLB		ASTG12LVCC	AUTG12LVLB	
14			ASTG14LUCB		
18	ARTG18LLTA		ASTG18LFCA	AUTG18LVLA	ABTG18LVTA
22					
24		ARTG24LMLC	ASTG24LFCC		

NOTE:
*The connection chart reference possible combinations as per capacity class, please refer to technical manual for actual indoor capacities.
Connection of ARTG24LMLC is prohibited in this combination.

NO.	ROOMS	ROOM 1	ROOM 2	ROOM 3	ROOM 4	ROOM 5	ROOM 6	TOTAL
140	5	7	7	7	12	14	–	47
141		7	7	7	12	18	–	51
142		7	7	7	12	24	–	57
143		7	7	7	14	14	–	49
144		7	7	7	14	18	–	53
145		7	7	7	14	24	–	59
146		7	7	7	18	18	–	57
147		7	7	9	9	9	–	41
148		7	7	9	9	12	–	44
149		7	7	9	9	14	–	46
150		7	7	9	9	18	–	50
151		7	7	9	9	24	–	56
152		7	7	9	12	12	–	47
153		7	7	9	12	14	–	49
154		7	7	9	12	18	–	53
155		7	7	9	12	24	–	59
156		7	7	9	14	14	–	51
157		7	7	9	14	18	–	55
158		7	7	9	14	24	–	61
159		7	7	9	18	18	–	59
160		7	7	12	12	12	–	50
161		7	7	12	12	14	–	52
162		7	7	12	12	18	–	56
163		7	7	12	12	24	–	62
164		7	7	12	14	14	–	54
165		7	7	12	14	18	–	58
166		7	7	12	18	18	–	62
167		7	7	14	14	14	–	56
168		7	7	14	14	18	–	60
169		7	9	9	9	9	–	43
170		7	9	9	9	12	–	46
171		7	9	9	9	14	–	48
172		7	9	9	9	18	–	52
173		7	9	9	9	24	–	58
174		7	9	9	12	12	–	49
175		7	9	9	12	14	–	51
176		7	9	9	12	18	–	55
177		7	9	9	12	24	–	61
178		7	9	9	14	14	–	53
179		7	9	9	14	18	–	57
180		7	9	9	18	18	–	61
181		7	9	12	12	12	–	52
182		7	9	12	12	14	–	54
183		7	9	12	12	18	–	58
184		7	9	12	14	14	–	56
185		7	9	12	14	18	–	60
186		7	9	14	14	14	–	58
187		7	9	14	14	18	–	62
188		7	12	12	12	12	–	55
189		7	12	12	12	14	–	57
190		7	12	12	12	18	–	61
191		7	12	12	14	14	–	59
192		7	12	14	14	14	–	61
193		9	9	9	9	9	–	45
194		9	9	9	9	12	–	48
195		9	9	9	9	14	–	50
196		9	9	9	9	18	–	54
197#		9	9	9	9	24	–	60
198		9	9	9	12	12	–	51
199		9	9	9	12	14	–	53
200		9	9	9	12	18	–	57
201		9	9	9	14	14	–	55
202		9	9	9	14	18	–	59
203		9	9	12	12	12	–	54
204		9	9	12	12	14	–	56
205		9	9	12	12	18	–	60
206		9	9	12	14	14	–	58
207		9	9	12	14	18	–	62
208		9	9	14	14	14	–	60
209		9	12	12	12	12	–	57

NO.	ROOMS	ROOM 1	ROOM 2	ROOM 3	ROOM 4	ROOM 5	ROOM 6	TOTAL
210	5	9	12	12	12	14	–	59
211		9	12	12	14	14	–	61
212		12	12	12	12	12	–	60
213		12	12	12	12	14	–	62
214	6	7	7	7	7	7	7	42
215		7	7	7	7	7	9	44
216		7	7	7	7	7	12	47
217		7	7	7	7	7	14	49
218		7	7	7	7	7	18	53
219		7	7	7	7	9	9	46
220		7	7	7	7	9	12	49
221		7	7	7	7	9	14	51
222		7	7	7	7	9	18	55
223		7	7	7	7	12	12	52
224		7	7	7	7	12	14	54
225		7	7	7	7	12	18	58
226		7	7	7	7	14	14	56
227		7	7	7	9	9	9	48
228		7	7	7	9	9	12	51
229		7	7	7	9	9	14	53
230		7	7	7	9	12	12	54
231		7	7	7	9	12	14	56
232		7	7	7	9	14	14	58
233		7	7	7	12	12	12	57
234		7	7	7	12	12	14	59
235		7	7	7	12	14	14	61
236		7	7	9	9	9	9	50
237		7	7	9	9	9	12	53
238		7	7	9	9	9	14	55
239		7	7	9	9	12	12	56
240		7	7	9	9	12	14	58
241		7	7	9	9	14	14	60
246		7	7	9	12	12	12	59
247		7	7	9	12	12	14	61
248		7	7	12	12	12	12	62
242		7	9	9	9	9	9	52
243		7	9	9	9	9	12	55
244		7	9	9	9	9	14	57
245		7	9	9	9	12	12	58
249		7	9	9	9	12	14	60
250		7	9	9	12	12	12	61
251		9	9	9	9	9	9	54
252		9	9	9	9	9	12	57
253		9	9	9	9	12	12	60

5 & 6 Room Multi System Unit Reference Guide

UNIT NO.	SLIM DUCT	MID STATIC DUCT	WALL MOUNTED	COMPACT CASSETTE	FLOOR & CEILING CONSOLE
7			ASTG07LVCC		
9	ARTG09LLLB		ASTG09LVCC / ASTG09LUCB	AUTG09LVLB	
12	ARTG12LLLB		ASTG12LVCC	AUTG12LVLB	
14			ASTG14LUCB		
18	ARTG18LLTA		ASTG18LFCA	AUTG18LVLA	ABTG18LVTA
22					
24		ARTG24LMLC	ASTG24LFCC		

NOTE:
*The connection chart reference possible combinations as per capacity class, please refer to technical manual for actual indoor capacities.
Connection of ARTG24LMLC is prohibited in this combination.

AUSTRALIA'S FAVOURITE AIR® | FUJITSU

FUJITSU GENERAL AUSTRALIA
A SUBSIDIARY OF FUJITSU GENERAL LIMITED

fujitsugeneral.com.au
1300 882 201
contact@fujitsugeneral.com.au

Fujitsu General accepts no liability for incorrect data.
Please ensure you have confirmed installation
requirements and pipe sizes prior to install.

FGAMULTI09/23

AIRSTAGE