



HydroTap G5 BC Arc Plus Brushed Brass

Boiling Chilled



Finish: Brushed Brass

Product code: H5L784Z18AU

Capacity: Residential

Zip HydroTap Design Range Boiling, Chilled, Filtered water tap features a single under bench command centre including full colour interactive touch screen display with pin code protection and customisable settings including boiling water safety mode, 3 energy saving modes including ON/OFF timers and 2 hour sleep mode, 'Quiet' mode with automated intelligent fan speed adjustment, antimicrobial protection impregnated into key water paths for enhanced hygiene, 100% water efficient air cooled technology, and 0.2 micron water filtration.

Specifications

Product name	HydroTap G5 BC Arc Plus Brushed Brass
Product code	H5L784Z18AU
Filtered water type	BC
Product approvals	WaterMark, RCM, ARC
Warranty	3-years comprehensive parts and labour or 5-years with a Zip Certified Installation
Chilling Technology	Air cooled technology making it 100% water efficient

Plumbing

Water supply requirements	Cold
Water connection	1/2" BSP (G1/2)
Water valves	Integrated 500kPa Pressure limiting valve and Dual Check Valve
Water pressure	Min 170kPa - Max 700kPa

Electrical

Power rating	1.44kW 220-240V 50Hz
Power supply	1 × 10 Amp socket outlet

Tap design

Tap	Zip HydroTap Design Range ARC Plus Tap (Brushed Brass)
HydroTap style	Arc Plus
Finish	Brushed Brass
Disability options	Unavailable

Command centre

Dimensions	W280mm x D478mm x H333mm
------------	--------------------------

Installation

Installation requirements

1. Installation and connection of your Zip HydroTap must be carried out by a Zip Certified service technician, observing national and local regulations.
2. You will require suitable mains electrical and drinking water connections, plus waste water drainage all within 1 metre of the product.
3. Zip HydroTap is air-cooled so discrete cabinetry cut-outs are required for ventilation.
4. Installation on most bench tops is straightforward however some stone bench tops may require a specialised cutting service.
5. Installation by Zip Professional Service can be arranged with a phone call or through www.zipwater.com/book-service-visit

Files

Installation Layout 3D (DWG)

BKL2 HydroTap G5 v1.2 02.2025 BC BC20

Ventilation requirements

Contact your local service provider if ventilation is not suitable

Option 1. Cupboard with 40mm min overhang

Option 2. Cupboard with less than 40mm overhang

Tap Positioning

Position the Tap to dispense into the sink. Alternatively, mount on a Font, available as an accessory.

Ø35mm hole for Tap

HydroTap Tap options

HydroTap Arc Plus Tap

HydroTap Cube Plus Tap

Standalone Font

part no. 93441
shown with Arc Plus Tap

SCALE 1:5
ALL DIMENSIONS IN MM UNLESS OTHERWISE SPECIFIED. INSTALLATION DIAGRAMS ARE FOR ILLUSTRATIVE PURPOSES ONLY. HOSES ARE NOT SHOWN TO SCALE AND CANNOT BE LENGTHENED.

HydroTap G5
BC Home
shown with HydroTap Arc Plus
and Standalone Font (optional accessory)

Installation Layout (PDF)

BIM files



↓ ArchiCAD Swift
Globals Library
(LCF)



↓ ArchiCAD Zip Water
Library (LCF)



↓ Revit Virtual
Showroom (RVT)

↓ Download all

Certifications



OHS
ISO 45001



Environment
ISO 14001



Quality
ISO 9001



↓ Health & Safety
(PDF)



↓ Environment ISO
(PDF)



↓ Quality ISO (PDF)



↓ Environmental
Product Declaration
Brochure (PDF)



↓ ARC (PDF)




↓ Filter performance
(PDF)




↓ HydroTap Clean
SDS (PDF)

Manuals & brochures




 Brochure (PDF)




 Instruction manual (PDF)





 Quick guide (PDF)



 Tap operation label (PDF)



 User manual (PDF)

 Download all

Accessories



93441Z1802

Font Kit Stand Alone Brushed Brass