



HydroTap G5 BA Classic Plus Brushed Gunmetal

Boiling Ambient



Finish: Brushed Gunmetal

Product code: H55785Z19AU

Capacity: Residential

Zip HydroTap Classic Plus Boiling, Ambient Filtered water tap features simple, intuitive controls including continuous flow to fill bottles, Boiling water safety lock, and antimicrobial protection impregnated within the new Classic Plus touch-pad for enhanced hygiene. The water system features a single under bench command centre including full colour interactive touch screen display with pin code protection and customisable settings including 2 boiling water safety modes, 3 energy saving modes including ON/OFF timers and sensor activated 'sleep when it's dark', antimicrobial protection impregnated into key water paths for enhanced hygiene, and 0.2 micron water filtration.

Specifications

Product name	HydroTap G5 BA Classic Plus Brushed Gunmetal
Product code	H55785Z19AU
Filtered water type	BA
Product approvals	WaterMark, RCM
Warranty	3-years comprehensive parts and labour or 5-years with a Zip Certified Installation

Plumbing

Water supply requirements	Cold
Water connection	1/2" BSP (G1/2)
Water valves	Integrated 500kPa Pressure limiting valve and Dual Check Valve
Water pressure	Min 170kPa - Max 700kPa

Electrical

Power rating	1.35kW 220-240V 50Hz
Power supply	1 × 10 Amp socket outlet

Tap design

Tap	Zip HydroTap CLASSIC PLUS Tap (Brushed Gunmetal)
HydroTap style	Classic Plus
Finish	Brushed Gunmetal
Disability options	Unavailable

Command centre

Dimensions	W280mm x D313mm x H333mm
------------	--------------------------

Installation

Installation requirements

1. Installation and connection of your Zip HydroTap must be carried out by a Zip Certified service technician, observing national and local regulations.
2. You will require suitable mains electrical and drinking water connections, plus waste water drainage all within 1 metre of the product.
3. Zip HydroTap is air-cooled so discrete cabinetry cut-outs are required for ventilation.
4. Installation on most bench tops is straightforward however some stone bench tops may require a specialised cutting service.
5. Installation by Zip Professional Service can be arranged with a phone call or through www.zipwater.com/book-service-visit

Files

Installation Layout 3D (DWG)

BKL2 HydroTap G5 v1.00 02.21 B, BA

Ventilation requirements

Contact your local service provider if ventilation is not suitable

Clearance envelope

Position the Tap and the Command Centre as close together as possible.

200
333
150
Command Centre width

HydroTap Tap options

Classic Plus

116
216
126
46

Elite Plus

110
221
135
46

Font options

Raised Font with 135mm Extension

116
280
351
46
116
268
20

Font with 135mm Extension

116
280
351
46
104
104
6

Tap Positioning

Position the Tap to dispense into the sink, allowing clearance for a cup or teapot. Alternatively, mount the HydroTap Tap on a Font (available as an accessory).

35mm hole for HydroTap Tap

Sink

Cutting detail

Raised Font

10 for M6 stud
96 hole for bowl
35 hole for tap
164
152

Font

10 for M6 stud
108 hole for bowl
35 hole for tap
104
60

200 min.
333
150 min.
280
313
4mm buffer pad air space
Classic Plus Tap
Clearance Envelope
Mains cold water isolation valve (not supplied)
Air inlet grille
IEC Flex & Plug 230-240V, 50Hz power outlet

SCALE 1:5
ALL DIMENSIONS IN MM UNLESS OTHERWISE SPECIFIED. INSTALLATION DIAGRAMS ARE FOR ILLUSTRATIVE PURPOSES ONLY. HOSES ARE NOT SHOWN TO SCALE AND CANNOT BE LENGTHENED.

HydroTap G5
B Home, BA Home

shown with "Classic Plus" Tap

Installation Layout (PDF)

BIM files



↓ ArchiCAD Swift
Globals Library
(LCF)



↓ ArchiCAD Zip Water
Library (LCF)



↓ Revit Virtual
Showroom (RVT)

↓ Download all

Certifications



OHS
ISO 45001



Environment
ISO 14001



Quality
ISO 9001



↓ Health & Safety
(PDF)



↓ Environment ISO
(PDF)



↓ Quality ISO (PDF)



↓ Environmental
Product Declaration
Brochure (PDF)




↓ Filter performance
(PDF)




↓ HydroTap Clean
SDS (PDF)

Manuals & brochures




 Brochure (PDF)




 Instruction manual (PDF)




 Quick guide (PDF)



 Tap operation label (PDF)



 User manual (PDF)

 Download all

Accessories



95258Z1902

Font Kit Raised Brushed Gunmetal



90915Z1902

Font Kit Brushed Gunmetal