

619L side by side fridge, matte black with water dispenser, Dual FreshCrispers, Twist & Serve ice makers, Quick Chill and Quick Freeze functions and exceptional 6 star energy rating.

RRP AUS \$2,599.00



Product Details

FEATURES

6-Star energy rating

Non plumbed in door water dispenser

Flat door & integrated handle

Dual Crispers

Quick Chill & Quick Freeze Functions

Colourful UI

Energy saving holiday mode

Electronic touch controls

LED lighting

Egg tray

Fridge and freezer door alarm

All Round Cooling

Inverter technology

BENEFITS

Our highest rated side-by-side fridge

Help keep your food fresh and your energy bills low with our efficient Side by Side fridge, featuring a 6-star energy rating to help you save more every day.

Non plumbed filtered and chilled water

Designed to quench the needs of even the thirstiest family member, the non plumbed filtered water dispenser built into the fridge door will eliminate thirst in your household with refreshing convenience.

Dual storage with dual crispers

Storing vegetables and fruit has never been so easy. Our dual FreshCrispers offer a convenient storage solution for your fresh produce. They come in a great size to store fruit in one and vegetables in the other.

Not just one, but two

Double your icemaking with two twist and serve ice makers - one in the door and one on the shelf. Simply fill the tray, let it freeze and then twist into the ice caddy, so you will always have plenty of ice for those summer drinks.

User friendly interface for effortless control

Experience an intuitive fridge interface with colourful icons that enhance clarity and simplify navigation, making it easy to quickly identify and adjust settings with confidence.

Cool your groceries fast

Activate the Quick Chill function to cool your groceries fast, keeping them fresher for longer.

Chill out with Quick Freeze

Quick Freeze drops the temperature of the freezer fast, so you can keep your foods frozen, even after the big family shop.

All Round Cooling

Protects the quality of your food ensuring the most stable temperature and humidity in the whole fridge.

Inverter Technology

Our inverter technology helps your fridge hold a consistent temperature for energy efficiency.

Specifications

PRODUCT PROFILE

Domestic warranty details (yrs)	2
Refrigerator Type	side by side
Exterior door finish	Matte black
Handle design	integrated
Fridge door opening	right
Cooling system	frost free
Freezer door opening	left
Refrigerant	R600a
Compressor	Inverter

DIMENSIONS

Total height (mm)	1780
Cabinet height (mm)	1780
Total width (mm)	911
Cabinet width (mm)	908
Total depth (mm)	746
Cabinet depth (mm)	650
Air space above cabinet (mm)	20
Food Compartment Capacity (L) - AS/NZS 4474.1 2007 (IEC 62552-2015) *	402
Freezer Compartment Capacity (L) - AS/NZS 4474.1 2007 (IEC 62552-2015) *	217
Total Capacity (L) - AS/NZS 4474.1 2007 (IEC 62552-2015) *	619

ENERGY

Energy Star Rating - 6
AS/NZS 4474.1 2007 (IEC
62552- 2015) *

Energy Consumption 300
(kWh/year) - AS/NZS
4474.1 2007 (IEC 62552-
2015) *

FOOD COMPARTMENT

SHELVING

Shelf material glass

LIGHTING

Feature lighting LED

FOOD COMPARTMENT DOOR

OTHER PROPERTIES

REFRIGERATOR SYSTEM

Controls electronic (with display)

Controls location external

Controls type touch

Control functions quick freeze function, holiday
mode, quick chill, Child lock

Door alarm fridge and freezer

CRISPERS

Crisper lid/shelf glass

Crispers Runner system rollers

Full width crisper 2

OTHER PROPERTIES

Other Properties-FOOD Deodoriser, Egg tray
COMPARTMENT

FREEZER COMPARTMENT

ICE FACILITY

Seals	removable,mould resistant
-------	---------------------------

Twist ice and serve	2
---------------------	---

Ice Maker	Twist & Serve
-----------	---------------

SHELVING

Shelving	glass shelf
----------	-------------

Number of shelves	4
-------------------	---

BASKET/DRAWER

Full width plastic basket	2
---------------------------	---

Basket/Drawer runner system	rollers
-----------------------------	---------

LIGHTING

Main light	LED
------------	-----

FREEZER DOOR

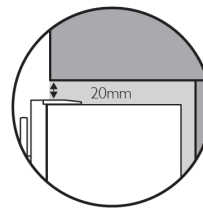
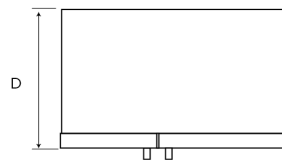
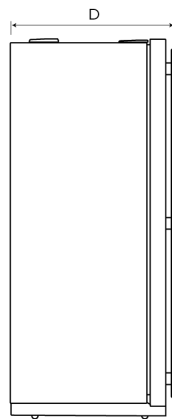
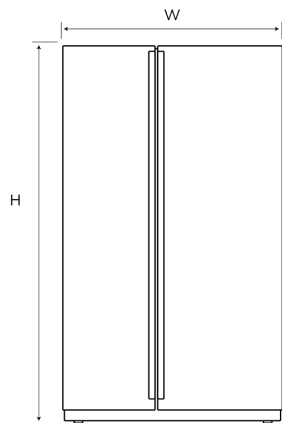
INTERNAL

Freezer door bins - full width	3
--------------------------------	---

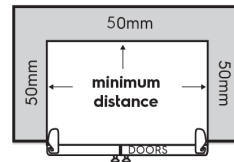
Dimensions

Side by Side Fridge

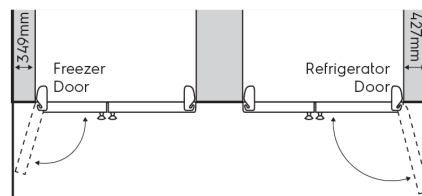
WSE6200SB/WB
WSE6240BB



Please note: Doors are designed to sit proud of cabinetry (not flush).



When positioned in a corner area, spacing of at least 427mm on the fridge side, 349mm on the freezer side will allow the doors to open enough to enable the removal of bins and shelves.



Make sure that cupboards or fixtures do not stick out further than the refrigerator.

Dimensions	Product Height (H)	Product Width (W)	Product Depth (D)
WSE6200SB/WB	1780	911	746
WSE6240BB	1780	911	746

IMPORTANT

These dimensions are a guide only. All measurements are in millimetres (mm). For complete installation instructions, refer to the manual provided with product.

© 2024 Electrolux Home Products Pty Ltd. WHS_DIM_SxS_WSE6200SB_WB_WSE6240BB_Nov24 and Westinghouse are trademarks of Westinghouse Electric Corporation.

Airspace	Side - both	Top	Behind
WSE6200SB/WB	50	20	50
WSE6240BB	50	20	50

Terms and Conditions

IMPORTANT

This is a guide of product dimensions only. For complete installation instructions, refer to the manual provided with product.

PRODUCT INFORMATION

The descriptors and illustrations in this publication apply to the specific products and models described as at the date of issue. Under our policy of continuous product development, product specifications may change without notice. Prospective purchasers should therefore check with their retailer to ensure this publication correctly describes the products that are being offered for sale. All information supplied is to be used for general reference purposes only and is on the understanding that Electrolux Home Products Pty Ltd (Australia) and Electrolux (NZ) Ltd (New Zealand) will not be liable for any loss, liability or damage of whatever kind arising as a result of reliance on such information. Colours of products illustrated are as close as printing limitations allow. Electrolux will at all times comply with its obligations pursuant to law including Trade Practices (Australian Consumer Law) Act and Regulations.

WARRANTY

This warranty only applies to Appliances purchased and used in Australia or New Zealand and used in normal domestic applications and is in addition to (and does not exclude, restrict, or modify in any way) any non-excludable statutory warranties in Australia or New Zealand. All warranties are subject to the conditions set out in the warranty card accompanying the product when purchased.

ELECTROLUX HOME PRODUCTS AUSTRALIA

telephone: 1300 363 640

fax: 1800 350 067

email: customercare@electrolux.com.au

web: www.electrolux.com.au

ELECTROLUX HOME PRODUCTS NEW ZEALAND

telephone: 09 573 2230

fax: 09 573 2221

email: customercare@electrolux.co.nz

web: www.electrolux.co.nz