




HydroTap G5 BA Arc Plus Brushed Brass

Boiling Ambient

 **Finish:** Brushed Brass

Product code: H5L785Z18AU

Capacity: Residential

Zip HydroTap Design Range Boiling, Ambient, Filtered water tap features a single under bench command centre including full colour interactive touch screen display with pin code protection and customisable settings including boiling water safety mode, 3 energy saving modes including ON/OFF timers and 2 hour sleep mode, antimicrobial protection impregnated into key water paths for enhanced hygiene, and 0.2 micron water filtration.

Specifications

Product name	HydroTap G5 BA Arc Plus Brushed Brass
Product code	H5L785Z18AU
Filtered water type	BA
Product approvals	WaterMark, RCM
Warranty	3-years comprehensive parts and labour or 5-years with a Zip Certified Installation

Plumbing

Water supply requirements	Cold
Water connection	1/2" BSP (G1/2)
Water valves	Integrated 500kPa Pressure limiting valve and Dual Check Valve
Water pressure	Min 170kPa - Max 700kPa

Electrical

Power rating	1.35kW 220-240V 50Hz
Power supply	1 × 10 Amp socket outlet

Tap design

Tap	Zip HydroTap Design Range ARC Plus Tap (Brushed Brass)
HydroTap style	Arc Plus
Finish	Brushed Brass
Disability options	Unavailable

Command centre

Dimensions	W280mm x D313mm x H333mm
------------	--------------------------

Installation

Installation requirements

1. Installation and connection of your Zip HydroTap must be carried out by a Zip Certified service technician, observing national and local regulations.
2. You will require suitable mains electrical and drinking water connections, plus waste water drainage all within 1 metre of the product.
3. Zip HydroTap is air-cooled so discrete cabinetry cut-outs are required for ventilation.
4. Installation on most bench tops is straightforward however some stone bench tops may require a specialised cutting service.
5. Installation by Zip Professional Service can be arranged with a phone call or through www.zipwater.com/book-service-visit

Files

Installation Layout 3D (DWG)

BK12 HydroTap G5 v1.04 11.23 B, BA

Ventilation requirements

Contact your local service provider if ventilation is not suitable

Clearance envelope

Position the Tap and the Command Centre as close together as possible.

HydroTap Tap options

HydroTap Arc Plus Tap

Standalone Font with Arc Plus Tap

HydroTap Cube Plus Tap

Cutting detail for HydroTap Arc/Cube

Tap Positioning

Position the Tap to dispense into the sink, allowing clearance for a cup or teapot. Alternatively, mount on a Font (available as an accessory).

Ø35mm hole for HydroTap Tap

SCALE 1:5
ALL DIMENSIONS IN MM UNLESS OTHERWISE SPECIFIED. INSTALLATION DIAGRAMS ARE FOR ILLUSTRATIVE PURPOSES ONLY. HOSES ARE NOT SHOWN TO SCALE AND CANNOT BE LENGTHENED.

HydroTap G5

BA Home, BA60

shown with HydroTap Arc Plus

Installation Layout (PDF)

BIM files



↓ ArchiCAD Swift
Globals Library
(LCF)



↓ ArchiCAD Zip Water
Library (LCF)



↓ Revit Virtual
Showroom (RVT)

↓ Download all

Certifications



OHS
ISO 45001



Environment
ISO 14001



Quality
ISO 9001



↓ Health & Safety
(PDF)



↓ Environment ISO
(PDF)



↓ Quality ISO (PDF)



↓ Environmental
Product Declaration
Brochure (PDF)




↓ Filter performance
(PDF)




↓ HydroTap Clean
SDS (PDF)

Manuals & brochures




 Brochure (PDF)




 Instruction manual (PDF)





 Quick guide (PDF)



 Tap operation label (PDF)



 User manual (PDF)

 Download all

Accessories



93441Z1802

Font Kit Stand Alone Brushed Brass