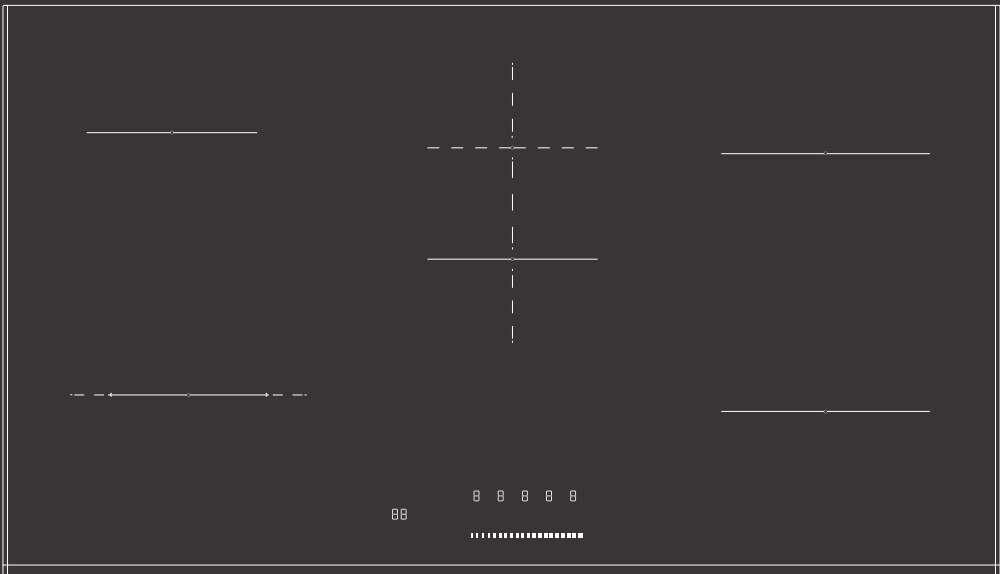


90cm Ceramic Cooktop OCC905TZ

omega

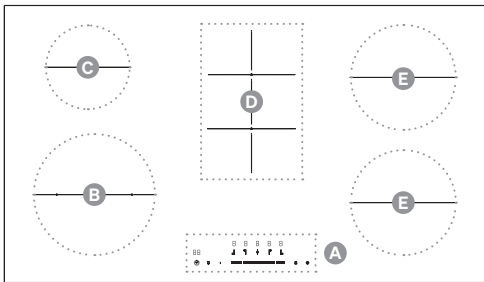
Designed to Enhance
EST. 1981



Introducing your new 90cm Ceramic Cooktop


Cooktop Overview

- A. Cooktop Controls
- B. Ø220mm Zone × 2
- C. Ø280mm Zone × 2
- D. FlexZone × 2
- E. FlexZone × 2



Cut-Out Diagram

For minimum distance requirements and safety advice, please refer to your supplied User Manual, pages 04–08.



Details

Product Dimensions (W, D, H): 900 × 520 × 50mm
 Cut-Out (W, D): 860 × 490mm | Warranty: 3 Years

Cooktop Controls

| | |
|--|--|
| | <p>Zone Selection Used to select and monitor which zones you would like to cook with.</p> |
| | <p>DualZone Select This function combines two smaller zones to create a larger cooking surface.</p> |
| | <p>Temperature Slider Touching the slider increases or decreases the selected zone's temperature setting.</p> |
| | <p>Timer Function A kitchen timer and a way to automatically shut off zones after a set period of time.</p> |
| | <p>Keep Warm This function lowers a zone's heat setting to keep food warm after cooking.</p> |
| | <p>Child Safety Lock Disables cooktop controls to prevent use, such as accidental activation by children.</p> |
| | <p>Power Button This button is used to easily power the cooktop both on and off.</p> |

For a detailed guide on operating your Omega cooktop, please refer to your supplied User Manual, pages 17–26.

Support

Telephone: 1300 11 HELP (4357)
 Email: support@residentialgroup.com.au

