



## HydroTap G5 BA Cube Plus Brushed Gunmetal

Boiling Ambient



**Finish:** Brushed Gunmetal

**Product code:** H5C785Z19AU

**Capacity:** Residential

Zip HydroTap Design Range Boiling, Ambient, Filtered water tap features a single under bench command centre including full colour interactive touch screen display with pin code protection and customisable settings including boiling water safety mode, 3 energy saving modes including ON/OFF timers and 2 hour sleep mode, antimicrobial protection impregnated into key water paths for enhanced hygiene, and 0.2 micron water filtration.

# Specifications

Product name	HydroTap G5 BA Cube Plus Brushed Gunmetal
Product code	H5C785Z19AU
Filtered water type	BA
Product approvals	WaterMark, RCM
Warranty	3-years comprehensive parts and labour or 5-years with a Zip Certified Installation

# Plumbing

Water supply requirements	Cold
Water connection	1/2" BSP (G1/2)
Water valves	Integrated 500kPa Pressure limiting valve and Dual Check Valve
Water pressure	Min 170kPa - Max 700kPa

# Electrical

Power rating	1.35kW 220-240V 50Hz
Power supply	1 × 10 Amp socket outlet

# Tap design

Tap	Zip HydroTap Design Range CUBE Plus Tap (Brushed Gunmetal)
HydroTap style	Cube Plus
Finish	Brushed Gunmetal
Disability options	Unavailable

# Command centre

Dimensions	W280mm x D313mm x H333mm
------------	--------------------------

# Installation

## Installation requirements

1. Installation and connection of your Zip HydroTap must be carried out by a Zip Certified service technician, observing national and local regulations.
2. You will require suitable mains electrical and drinking water connections, plus waste water drainage all within 1 metre of the product.
3. Zip HydroTap is air-cooled so discrete cabinetry cut-outs are required for ventilation.
4. Installation on most bench tops is straightforward however some stone bench tops may require a specialised cutting service.
5. Installation by Zip Professional Service can be arranged with a phone call or through [www.zipwater.com/book-service-visit](http://www.zipwater.com/book-service-visit)

## Files

Installation Layout 3D (DWG)

BK12 HydroTap G5 v1.04 11.23 B, BA

### Ventilation requirements

Contact your local service provider if ventilation is not suitable

#### Clearance envelope

Position the Tap and the Command Centre as close together as possible.

#### HydroTap Tap options

##### HydroTap Arc Plus Tap

##### HydroTap Cube Plus Tap

##### Standalone Font with Arc Plus Tap

#### Tap Positioning

Position the Tap to dispense into the sink, allowing clearance for a cup or teapot. Alternatively, mount on a Font (available as an accessory).

4mm buffer pad air space

#### Clearance Envelope

200 min. 333 50 min. 280 50 min.

Mains cold water isolation valve (not supplied) Air inlet grille IEC Flex & Plug 230-240V, 50Hz power outlet

#### Cutting detail for HydroTap Arc/Cube

3-off,  $\varnothing 10$  holes @ 155mm PCD, equispaced  
 $\varnothing 140$  hole for bowl  
 $\varnothing 176$  outline of Font  
 $\varnothing 35$  hole for tap

### HydroTap G5 BA Home, BA60

shown with HydroTap Arc Plus

SCALE 1:5  
ALL DIMENSIONS IN MM UNLESS OTHERWISE SPECIFIED. INSTALLATION DIAGRAMS ARE FOR ILLUSTRATIVE PURPOSES ONLY. HOSES ARE NOT SHOWN TO SCALE AND CANNOT BE LENGTHENED.

Installation Layout (PDF)

# BIM files



↓ ArchiCAD Swift  
Globals Library  
(LCF)



↓ ArchiCAD Zip Water  
Library (LCF)



↓ Revit Virtual  
Showroom (RVT)

↓ Download all

# Certifications



OHS  
ISO 45001



Environment  
ISO 14001



Quality  
ISO 9001



↓ Health & Safety  
(PDF)



↓ Environment ISO  
(PDF)



↓ Quality ISO (PDF)



↓ Environmental  
Product Declaration  
Brochure (PDF)




↓ Filter performance  
(PDF)




↓ HydroTap Clean  
SDS (PDF)

# Manuals & brochures




 Brochure (PDF)




 Instruction manual (PDF)




 Quick guide (PDF)



 Tap operation label (PDF)



 User manual (PDF)

 Download all

# Accessories



93441Z1902

Font Kit Stand Alone Brushed Gunmetal