

# KBT9L4VN

|                           |                           |
|---------------------------|---------------------------|
| <b>Product family</b>     | Hood                      |
| <b>Hood Type</b>          | Decorative wall hood      |
| <b>Design</b>             | T flat                    |
| <b>Extraction</b>         | Extraction                |
| <b>Electronic control</b> | Yes                       |
| <b>Material</b>           | Stainless steel           |
| <b>Type of steel</b>      | Brushed                   |
| <b>EAN code</b>           | 8017709305734             |
| <b>Aesthetic</b>          | Universale                |
| <b>Colour</b>             | Stainless Steel and Glass |
| <b>Finishing</b>          | Satin                     |
| <b>Glass Type</b>         | Black                     |
| <b>Serigraphy colour</b>  | Black                     |
| <b>Logo</b>               | Silk screen               |







## Controls



|                        |                            |                |     |
|------------------------|----------------------------|----------------|-----|
| <b>Control setting</b> | Touch control back-lighted | <b>Display</b> | Yes |
| <b>Led color</b>       | White                      |                |     |

## Program / Functions

|                                |   |
|--------------------------------|---|
| <b>No. of speeds</b>           | 3   |
| <b>Intensive speed</b>         |  |
| <b>24h air filter function</b> |  |
| <b>Time-setting options</b>    |  |
| <b>Auto-vent 2.0</b>           |  |

## Technical Features



|                                      |                  |                                      |           |
|--------------------------------------|------------------|--------------------------------------|-----------|
| <b>No. of lights</b>                 | 1                | <b>No. of filters</b>                | 3         |
| <b>Light type</b>                    | LED              | <b>Anti-grease filters</b>           | Aluminium |
| <b>Light Power</b>                   | 7.3 W            | <b>Filter replacement indicator</b>  | Yes       |
| <b>Dimmer mode</b>                   | Yes              | <b>Vent outlet</b>                   | 150 mm    |
| <b>Light color temperature range</b> | 3000° - 5700° °K | <b>Minimum distance from GAS hob</b> | 650 mm    |
| <b>Free outlet maximum capacity</b>  | 730 m³/h         |                                      |           |

|             |       |                                    |        |
|-------------|-------|------------------------------------|--------|
| Motor power | 230 W | Minimum distance from ELECTRIC hob | 500 mm |
|             |       | Non return valve                   | Yes    |

|                 | Extraction rate IEC 61591 [m <sup>3</sup> /h] | Noise level IEC 60704-2-13 [dBA] |
|-----------------|---|----------------------------------|
| Speed 1         | 252   | 48                               |
| Speed 2         | 341   | 55                               |
| Speed 3         | 453   | 62                               |
| Intensive speed | 705   | 72                               |

## Accessories included

|                |     |
|----------------|-----|
| Tube reduction | Yes |
|----------------|-----|

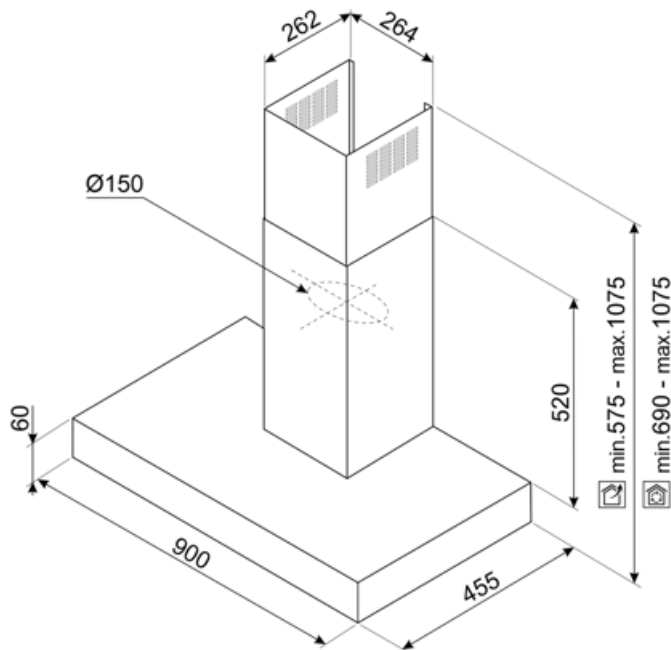
## Performance / Energy Label



|  |                       |  |                       |
|--|-----------------------|--|-----------------------|
| Annual Efficiency Consumption (AEChood)  | 58 kWh/a              | Airbourne acoustical A-weighted sound Power Emission at minimum speed (SPEmin) | 46 dBA                |
| Energy efficiency class (EEC)            | A                     | Airborne acoustical A-weighted sound Power Emission at maximum speed (SPEmax)  | 62 dBA                |
| Fluid Dynamic Efficiency (FDE)           | 30,5                  | Airbourne acoustical A-weighted sound power emission at boost speed (SPEboost) | 71 dBA                |
| Fluid Dynamic Efficiency class (FDEC)    | A                     | Time increase factor (F)   | 0,9                   |
| Lighting Efficiency (LE)                 | 28,2 lux/W            | Energy Efficiency Index  | 54,0                  |
| Lighting Efficiency Class (LEC)          | A                     | Measured air flow rate at best efficiency point (Qbep)                         | 385 m <sup>3</sup> /h |
| Grease Filtering Efficiency (GFE)        | 73,7 %                | Measured air pressure at best efficiency point (Pbep)                          | 461 Pa                |
| Grease Filtering Efficiency Class (GFEC) | D                     | Measured electric power input at best efficiency point (Wbep)                  | 161 W                 |
| Air flow at mininum speed (Qmin)         | 252 m <sup>3</sup> /h | Nominal Power consumption of the light system (WL)                             | 7 W                   |
| Air flow at maximum speed (Qmax)         | 453 m <sup>3</sup> /h | Average illumination of the light on the cooking surface (Emiddle)             | 209 lux               |
| Air flow at boost speed (Qboost)         | 705 m <sup>3</sup> /h | Sound power level at highest setting (Lwa)                                     | 62 dBA                |

## Electrical Connection

|                              |             |                           |          |
|------------------------------|-------------|---------------------------|----------|
| Plug                         | Not present | Frequency (Hz)            | 50-60 Hz |
| Electrical connection rating | 238 W       | Power supply cable length | 1500 mm  |
| Voltage                      | 220-240 V   |                           |          |



---

## Compatible Accessories

---




### KITCEKBT

Chimney extension, dimensions 261,5 \* 260 \* 830 mm suitable for T-shape hood KBT\* & KBCT\*, max height 1380 mm Stainless Steel



### KITFCKBT












1 pcs di filtro a carboni attivi per i modelli di cappe KBT\* / KBCT\*



### KITFCKBTR

1 pcs of Charcoal filter Regenerable\* suitable for all the KBT/KBCT models. \* It can be washed in the dishwasher up to 12 times and dry in the oven at max 90° for 60 min. dimension 237,5(H)x245x10 mm

## Symbols glossary

|   |   |   |  |
|---|---|---|--|
|   | 24h: When selected this function refreshes the air for c. 10 minutes every hour over a 24 hour period, at minimum speed and an imperceptible noise level. |  | Filters: Model has filters to help remove grease from the steam emanating from the pans during cooking.                            |
|   |   |  | Switch off automatically: A special setting, to run after the end of cooking for a pre-set time and then switch off automatically. |
|   | LED display: to show programmes, functions and options selected and the time to the end of the cycle.   |  | Warning light(s): to advise when filters need changing.  |
|   | Lights: All cooker hoods feature lights to illuminate the cooking area or add to the ambience of the kitchen.   |  | Intensive/turbo setting: when extra fast extraction is required.   |
|   | Connection between hob and hood   |  | Dimmering Lights   |
|  | Tunable white from warm to cold   |   |  |

## Benefit (TT)

---

### **Touch display back lighted white**

Intuitive and immediate usability thanks to the elegant white LED backlit touch display

### **Autovent 2.0**

Centralized and practical control via Bluetooth connection between hob and hood

The Auto-Vent 2.0 system enables automatic hood management through connection with the hob: both appliances switch on simultaneously, and the extraction power adjusts in real time to the cooking intensity.