


60cm Induction Cooktop OCI604PPTZ

omega

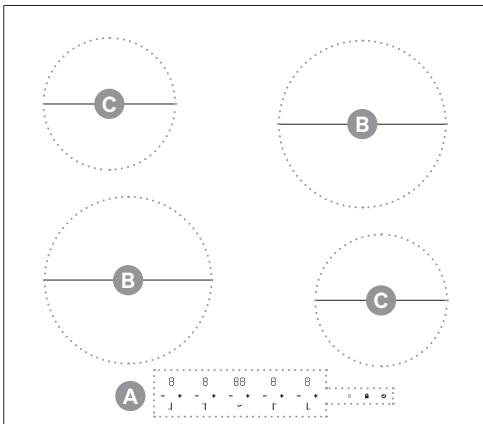
Designed to Enhance
EST. 1981



Introducing your new 60cm Induction Cooktop


Cooktop Overview

- A. Cooktop Controls
- B. Ø180mm Zone × 2
- C. Ø160mm Zone × 2



Cut-Out Diagram

For minimum distance requirements and safety advice, please refer to your supplied User Manual, pages 04–08.



Details

Product Dimensions (W, D, H): 590 × 520 × 58mm
 Cut-Out (W, D): 560 × 490mm | Warranty: 3 Years

Cooktop Controls

	<p>Zone Controls Used to increase or decrease the temperature settings for zones.</p>
	<p>Timer Function Use either as a kitchen timer or as a way to automatically shut off zones after a set period of time.</p>
	<p>Boost Function This function increases a zone's temperature to the maximum level for up to 5 minutes.</p>
	<p>Child Safety Lock Prevent use, such as accidental activation by children. If used, all cooktop controls will be disabled except the Power button.</p>
	<p>Power Button Used to easily power the cooktop both on and off.</p>

For a detailed guide on operating your Omega cooktop, please refer to your supplied User Manual, pages 18–28.

Support

Telephone: 1300 11 HELP (4357)
 Email: support@residentialgroup.com.au

