

FRONT LOAD WASHER & DRYER COMBO

CHiQ

WD100TW

WHITE

WASHER CAPACITY

10KG

DRYER CAPACITY

6KG

WASH WATER USE

99L/Wash

WIDTH

600 mm

DRY WATER USE

51L/Dry

HEIGHT

847 mm

SPIN SPEED

1400 RPM


DEPTH

636 mm



CONFIRM START BUTTON

Two step start child safety control.




+ DRYER CLEAN

Removes lint from the dryer channel and improves dryer efficiency.




10KG JUMBO WASHING DRUM

Large 530 mm diameter drum enables a higher washing drop to achieve better washing results.



SPACE PRO-INSTALL DEPTH 636mm

636 mm narrow depth which allows flush mounting.



STEAM WASH

Heat water to produce steam, remove bacteria and make the clothes soft.



DIRECT DRIVE MOTOR

Improved washing performance.



6KG CONDENSER DRYER

Enjoy the convenience of managing your entire wash & dry cycle from start to finish in one space-saving appliance.



SMART WASH

Start the smart washing mode, senses washing load, sets the water level, decides the wash and spin time.



INVERTER TECHNOLOGY

Quiet, smooth, efficient, and durable; Minimal vibration with improved energy efficiency.



ALLERGY CARE

Deep cleaning of laundry with food grade sterilization to safeguard your family health.

SPECIFICATIONS

CHiQ Model	WD100TW	-----	-----
Total wash capacity	10 kg	Installation type	Free standing base
Total dry capacity	6 kg	Supply	
Maximum spin speed	1400 RPM	Voltage (V)	220-240
MEPS (star)	4.5	Frequency (Hz)	50
WELS (star)	4	Rated input power (Watt)	2000
Cabinet Colour	White	Maximum water temperature	85°C
Display Colour	Black	Drain hose	2.0 m
Product Dimensions (WxHxD) mm	600 x 847 x 636	Water inlet pipe length (m)	1.5 m
Packing Dimensions (WxHxD) mm	670 x 888 x 683		
Net Weight (kg)	75		
Gross Weight (kg)	85		
Display	LED		
Tub / Drum material	Plastic / Stainless steel		
Door	520mm Double layer		
Loading diameter size	330mm		
Control Type	Digital		
EAN Code	6937555210506		

FEATURES

Confirm Start Button
Direct Drive Motor
Steam Wash
+ Drum Clean
Smart wash
Smart programs
Delay start
Child lock
Fuzzy logic function
Failure detection system
Nano anti-bacterial door seal

Warranty	3 years
Washing Machine	10 years parts warranty
Motor	(* 3 Years parts & labour + 7 years on Motor - parts only).

WASHING PROGRAM

Number of programs	13
Smart Touch	
Cotton	
Quick	
Mix	
Wool	
Sanitize	
Drying	
Delicate	
Bedding	
Spin	
+ Dryer Clean	
Steam Wash	
Rinse	