


90cm Induction Cooktop OCI903FTZ

omega

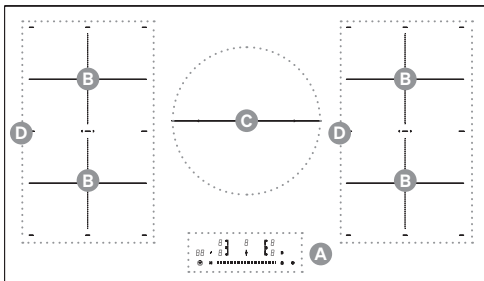
Designed to Enhance
EST. 1981



Introducing your new 90cm Induction Cooktop

Cooktop Overview


- A. Cooktop Controls
- B. Ø220mm Zone × 2
- C. Ø280mm Zone × 2
- D. FlexZone × 2



Cut-Out Diagram

Shown below are dimensions for your cooktop's benchtop cut-out, as required for its installation.

For minimum distance requirements and safety advice, please refer to your supplied User Manual, pages 04–08.



Details

Product Dimensions (W, D, H): 900 × 520 × 58mm
 Cut-Out (W, D): 860 × 490mm | Warranty: 3 Years

Cooktop Controls

	Zone Selection Used to select and monitor which zones you would like to cook with.
	FlexZone Select This function combines two smaller zones to create a larger cooking surface.
	Temperature Slider Touching the slider increases or decreases the selected zone's temperature setting.
	Timer Function A kitchen timer and a way to automatically shut off zones after a set period of time.
	Start/Pause Button This function is used to temporarily pause cooking, without having to power off.
	Keep Warm This function lowers a zone's heat setting to keep food warm after cooking.
	Child Safety Lock Disables cooktop controls to prevent use, such as accidental activation by children.
	Boost Function Used to increase a zone's heat setting to the maximum level for up to 5 minutes.
	Power Button This button is used to easily power the cooktop both on and off.

For a detailed guide on operating your Omega cooktop, please refer to your supplied User Manual, pages 18–28.

Support

Telephone: 1300 11 HELP (4357)
 Email: support@residentiagroup.com.au

